

# ABOUT THIS FREEBIE


[Click here or on the link below to visit the post that explains more about these test taking strategies!](https://jenniferfindley.com/test-taking-strategies/)

<https://jenniferfindley.com/test-taking-strategies/>

# NEED MORE TEST PREP READING RESOURCES?

Click on the resources below for more reading test prep resources for 4<sup>th</sup> and 5<sup>th</sup> grade.

## 4<sup>TH</sup> GRADE READING TEST PREP




READING REVIEW BOOKLET  
Informational Standards

READING REVIEW BOOKLET  
Literature Standards

JENNIFER FINDLEY

**TWO FORMATS: TASK CARDS OR BOOKLET**

## 5<sup>TH</sup> GRADE READING TEST PREP



READING REVIEW BOOKLET  
Literature Standards


JENNIFER FINDLEY

**TWO FORMATS: TASK CARDS OR BOOKLET**

## READING CENTERS

test prep centers  
part a and part b questions

JENNIFER FINDLEY



Fiction: Color Center #1

part 30: why is it so important for Money to "reclaim" her?

part 30: What sentence from the story best supports your answer to #30?

## Test Prep READING TASK CARDS


Test Prep READING TASK CARDS

Test Prep READING TASK CARDS

4<sup>TH</sup>-5<sup>TH</sup> GRADE: FICTION SKILLS

4<sup>TH</sup>-5<sup>TH</sup> GRADE: NONFICTION

Bundle: 64 task cards



# READING CONSTRUCTED RESPONSE

CCSS ALIGNED

READING CONSTRUCTED RESPONSE

PRACTICE AND ASSESSMENT

Paired Passages

CCSS ALIGNED

READING CONSTRUCTED RESPONSE

PRACTICE AND ASSESSMENT

Literature Text

CCSS ALIGNED

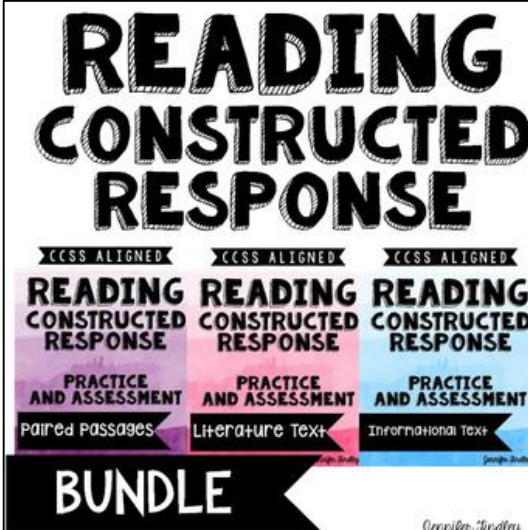
READING CONSTRUCTED RESPONSE

PRACTICE AND ASSESSMENT

Informational Text

**BUNDLE**

Jennifer Findley



# TEST TAKING STRATEGIES

1. **SLASH THE TRASH!** Read ALL of the choices. Get rid of any choices you know for sure are wrong. Put a question mark beside the ones you want to consider. Choose the BEST answer from what is left.
2. **“JAIL” THE DETAILS!** Highlight, underline, or circle the details or key words in the questions.
3. **BE SLICK AND PREDICT!** Predict what the answer is BEFORE you read the choices. Select the choice that is closest to your answer.
4. **PLUG IT IN!** Read the answer choices, and plug each choice in to see if it fits. Ask yourself, “Does this make sense?”
5. **TICK, TOCK...MIND THE CLOCK!** Don't stay stuck on one question. Take your best “thinking guess” and move on. Make a note of the question so that you can go back to it if you have time.

# SLASH THE TRASH

Read ALL of the choices. Get rid of any choices you know for sure are wrong. Put a question mark beside the ones you want to consider. Choose the BEST answer from what is left.

# "JAIL" THE DETAILS

Highlight, underline, or circle the details or key words in the questions.

# BE SLICK AND PREDICT

Predict what the answer is BEFORE you read the choices. Select the choice that is closest to your answer.

# PLUG IT IN

Read the answer choices, and plug each choice in to see if it fits. Ask yourself, "Does this make sense?"

# TICK, TOCK...MIND THE CLOCK

Don't stay stuck on one question. Take your best "thinking guess" and move on. Make a note of the question so that you can go back to it if you have time.

# TEST TAKING STRATEGIES

This resource was created by Jennifer Findley. It may be printed and photocopied for single classroom use. It may not be put on the Internet, sold, or distributed in any form. Check out my store for more resources that are common core aligned.



Follow my blog for updates and freebies.

[www.JenniferFindley.com](http://www.JenniferFindley.com)

Thanks!  
Jennifer Findley

