


NEED TEST PREP READING RESOURCES?

Click on the resources below for reading test prep resources for 4th and 5th grade.

4TH GRADE READING TEST PREP




READING REVIEW BOOKLET
Informational Standards

READING REVIEW BOOKLET
Literature Standards

JENNIFER FINDLEY

TWO FORMATS: TASK CARDS OR BOOKLET

5TH GRADE READING TEST PREP



READING REVIEW BOOKLET
Literature Standards


JENNIFER FINDLEY

TWO FORMATS: TASK CARDS OR BOOKLET

READING CENTERS

test prep centers
part a and part b questions

JENNIFER FINDLEY



1st Book 30: why is it so important for Alton to recruit here?


2nd Book 30: What sentence from the story best supports your answer to #30?

Test Prep READING TASK CARDS

Test Prep READING TASK CARDS
4TH-5TH GRADE: FICTION SKILLS

Test Prep READING TASK CARDS
4TH-5TH GRADE: NONFICTION

Bundle: 64 task cards



READING CONSTRUCTED RESPONSE


CONSTRUCTED RESPONSE LITERATURE STANDARDS
CONSTRUCTED RESPONSE INFORMATIONAL STANDARDS

CCSS ALIGNED

CONSTRUCTED RESPONSE PAIRED PASSAGES
CCSS ALIGNED

THREE PASSAGES WITH QUESTIONS

BUNDLE



WORK THE TEXT

PREDICT

- Read the title and any headings.
- Examine the illustrations and graphics.

Use this to predict what the text will be about.

PREVIEW

- Preview the questions by reading them and circling the key details.

This will give you a sneak peek of the text's details and ideas.

CHUNK AND READ

- Chunk the text into sections, and cover the sections if needed.
- Read the text, looking for key details and events as you read.

Chunking the text as you read will help you focus and not get overwhelmed.

SUMMARIZE

- Use "caveman talk" to write a quick summary of the key events or ideas in each section.

Use your "caveman talk" to help you find the sections to reread or skim when answering the questions.

WORK THE TEXT

PREDICT

- Read the title and any headings.
- Examine the illustrations and graphics.

Use this to predict what the text will be about.

PREVIEW

- Preview the questions by reading them and circling the key details.

This will give you a sneak peek of the text's details and ideas.

CHUNK AND READ

- Chunk the text into sections, and cover the sections if needed.
- Read the text, looking for key details and events as you read.

Chunking the text as you read will help you focus and not get overwhelmed.

SUMMARIZE

- Use "caveman talk" to write a quick summary of the key events or ideas in each section.

Use your "caveman talk" to help you find the sections to reread or skim when answering the questions.

BEFORE READING

PREDICT

- Read the title and any headings.
- Examine the illustrations and graphics.

Use this to predict what the text will be about.

PREVIEW

- Preview the questions by reading them and circling the key details.

This will give you a sneak peek of the text's details and ideas.

DURING READING

CHUNK AND READ

- Chunk the text into sections, and cover the sections if needed.
- Read the text, looking for key details and events as you read.

Chunking the text as you read will help you focus and not get overwhelmed.

SUMMARIZE

- Use "caveman talk" to write a quick summary of the key events or ideas in each section.

Use your "caveman talk" to help you find the sections to reread or skim when answering the questions.

AFTER READING

SKIM AND SEARCH

- Read the title and any headings.
- Examine the illustrations and graphics.

Use this to predict what the text will be about.

FIND THE EVIDENCE

- Preview the questions by reading them and circling the key details.

This will give you a sneak peek of the text's details and ideas.

WORK THE TEXT

PREDICT

- Read the title and any headings.
- Examine the illustrations and graphics.

Use this to predict what the story or text will be about.

PREVIEW

- Preview the questions by reading them and circling the key details.

This will give you a sneak peek of the story or text's details and ideas.

CHUNK AND READ

- Chunk the text into sections, and cover the sections if needed.
- Read the story or text. Look for key details and events.

Chunking the story as you read will help you focus and not get overwhelmed.

SUMMARIZE

- Use "caveman talk" to write a quick summary of the key events or ideas in each section.

Use your "caveman talk" to help you find the sections to reread or skim when answering the questions.

WORK THE TEXT

PREDICT

- Read the title and any headings.
- Examine the illustrations and graphics.

Use this to predict what the story or text will be about.

PREVIEW

- Preview the questions by reading them and circling the key details.

This will give you a sneak peek of the story or text's details and ideas.

CHUNK AND READ

- Chunk the text into sections, and cover the sections if needed.
- Read the story or text. Look for key details and events.

Chunking the story as you read will help you focus and not get overwhelmed.

SUMMARIZE

- Use "caveman talk" to write a quick summary of the key events or ideas in each section.

Use your "caveman talk" to help you find the sections to reread or skim when answering the questions.

This resource was created by Jennifer Findley. It may be printed and photocopied for single classroom use. It may not be put on the Internet, sold, or distributed in any form. Check out my store for more resources that are common core aligned.



Follow my blog for updates and freebies.

www.JenniferFindley.com

Thanks!
Jennifer Findley

