

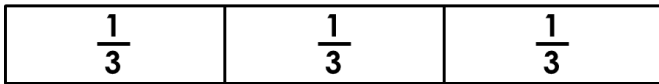


How to Make Common Denominators

1. Use manipulatives to create equivalent fractions with the same denominators.

Example: $1/3 + 1/2 =$



2. See if you can convert the fraction with the smaller denominator into an equivalent fraction with the same denominator as the other fraction.

Example: $2/3 + 1/6 =$

How to Make Common Denominators

3. Multiply the denominators by each other to create equivalent fractions with same denominator. Don't forget to convert the numerators, as well.

Note: Only do this if it gives you a denominator less than 30.

Example: $2/4 + 1/6 =$

4. List out the multiples for each denominator and choose the least common multiple as your denominator.

Example: $4/6 - 3/8 =$

This resource was created by Jennifer Findley. It may be printed and photocopied for single classroom use. It may not be put on the Internet, sold, or distributed in any form. Check out my store for more resources that are common core aligned.



Follow my blog for updates and freebies.



Thanks!
Jennifer Findley

