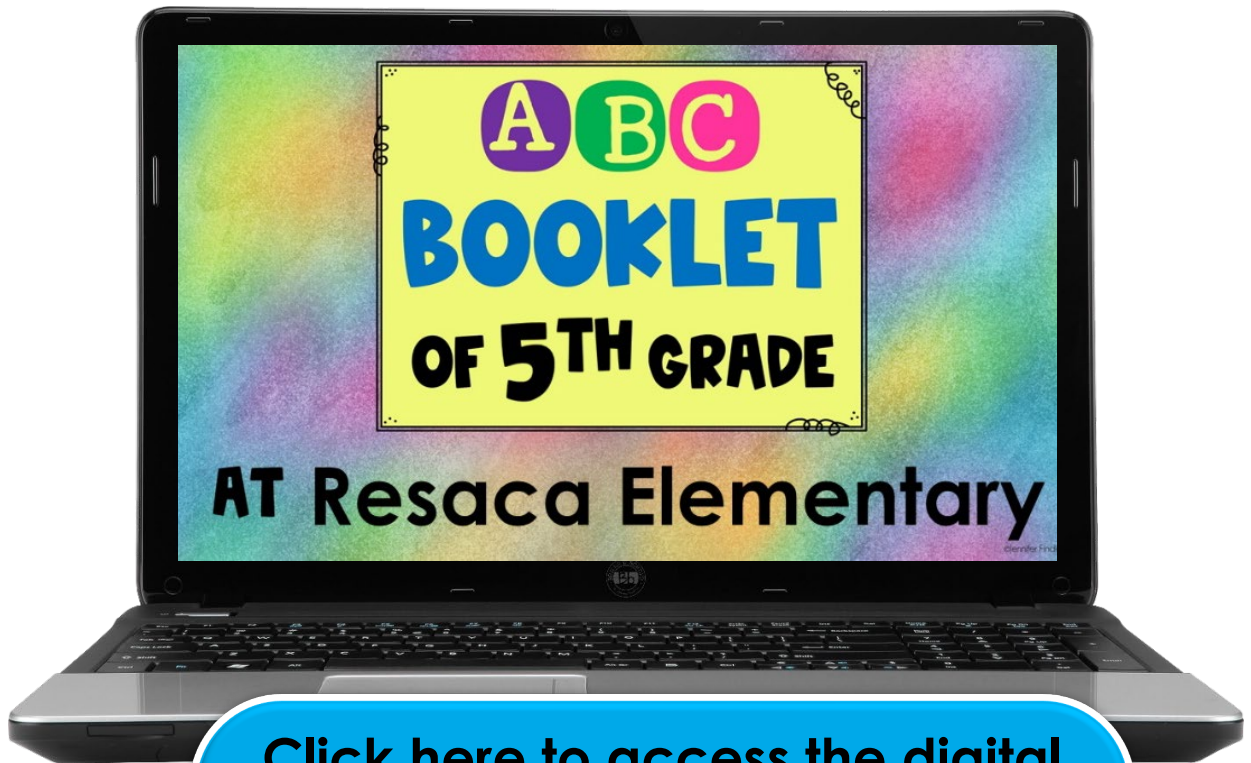


A TO Z OF THE SCHOOL YEAR

This A to Z booklet is a student favorite and extremely flexible. It can be a collaborative class project or an individual project. You can give students a general focus or topic or just have them write about school memories and events.

Two options for covers and “About the Author(s)” pages are included based on whether you create a class book or individual books.

Digital Access



Looking for **MORE** End of the Year Resources?

End of the Year **LITERACY**

4TH & 5TH GRADE ACTIVITIES



Click on the
image to view
the resource in
my store now!


End of the Year **MATH**

4TH GRADE ACTIVITIES



End of the Year **MATH**

5TH GRADE ACTIVITIES



A B C

Booklet

of _____ Grade

at:

A B C

Booklet

of _____ Grade


at:

By:




A is for _____

Illustration:




B is for _____

Illustration:



C is for _____

Illustration:





D is for _____

Illustration:




E is for _____

Illustration:



F is for _____


Illustration:






G is for _____


Illustration:



H is for _____


Illustration:






I is for _____

Illustration:





J is for _____

Illustration:




K is for _____


Illustration:



L is for _____

Illustration:





M is for _____


Illustration:

A large, empty rectangular box with a thick black border, intended for drawing an illustration related to the letter 'M'. The box is positioned below the 'Illustration:' label.

N is for _____

Illustration:

A large, empty rectangular box with a thick black border, intended for drawing an illustration related to the letter 'N'. The box is positioned below the 'Illustration:' label.




O is for _____

Illustration:




P is for _____

Illustration:




Q is for _____

Illustration:





R is for _____

Illustration:




S is for _____


Illustration:



T is for _____

Illustration:





U is for _____

Illustration:





V is for _____

Illustration:




W is for _____

Illustration:



X is for _____

Illustration:





Y is for _____

Illustration:



Z is for _____

Illustration:

This resource was created by Jennifer Findley.

- It **may** be printed and photocopied for single classroom use.
- It **may** be placed on secure learning management systems or platforms such as Canvas and Google Classroom.
- It **may not** be put on the open, searchable, unsecure Internet, sold, or distributed in any other form.

Check out my store for more resources that are common core aligned.



Follow my blog for updates and freebies.

www.JenniferFindley.com

Thanks!
Jennifer Findley

