

# Digital Access Links on PAGE 2



# GOOGLE SLIDES ACCESS

1. Make sure you're logged in under the Google Account that you want to use the file with, which is most likely your school account.
2. Click on the text in the table to access the files. The webpage will ask you to **make a copy**. By default, Google Drive will save your copy in your main drive, not a folder.

<b>All Texts and Activities</b>	<a href="#">Click here to COPY to your drive.</a>
<b>A Wish to Be a Christmas Tree</b>	<a href="#">Click here to COPY to your drive.</a>
<b>Polar Express</b>	<a href="#">Click here to COPY to your drive.</a>
<b>Snowman at Christmas</b>	<a href="#">Click here to COPY to your drive.</a>
<b>The Year of the Perfect Christmas Tree</b>	<a href="#">Click here to COPY to your drive.</a>

3. Each slide contains text boxes for students to type their answers into.
4. To assign specific slides from the Google Slides file, make a copy of your master. (You can do this by right-clicking on the file, or while the file is open, going to FILE > MAKE A COPY.)
5. Rename your new copy. Delete any pages you don't want to assign.
5. If you're using the file with Google Classroom, [make sure you make a copy for each student when assigning the file.](#) Otherwise, all of your students will be editing the same copy.

**Make sure the students work in "edit" mode and NOT "present" mode.**


[Need a step-by-step guide for assigning Google Slides in Google Classroom? Click here!](#)

# ***1 A Wish to be a Christmas Tree***



What mood is conveyed through the cover art?

# ***2 A Wish to be a Christmas Tree***




Describe the setting of the story. Use evidence from the story to support and enhance your description.

# ***3 A Wish to be a Christmas Tree***



What main character is being personified throughout the story?

# ***4 A Wish to be a Christmas Tree***



Describe the problem and solution of the story.

# ***5 A Wish to be a Christmas Tree***



Determine the meaning of "rejoiced" as used in the story.

# ***6 A Wish to be a Christmas Tree***



Correctly punctuate and capitalize this sentence from the text (without looking): Oh please pick me the trees would say




## 7 *A Wish to be a Christmas Tree*



Why was the main character not excited when the families would arrive for Christmas trees?

## 8 *A Wish to be a Christmas Tree*




Explain the relationship the woodland creatures have with the big tree. Use at least two specific examples from the story.

## 9 *A Wish to be a Christmas Tree*



What is the big tree's only wish?

## 10 *A Wish to be a Christmas Tree*




Determine the meaning of "dismay" as used in the story.

## 11 *A Wish to be a Christmas Tree*



How and why does the squirrel persuade the other animals to help?

## 12 *A Wish to be a Christmas Tree*




Use evidence from the story to support the squirrel's claim that the tree is a good friend.

**13** *A Wish to be a Christmas Tree*



Determine the meaning of “perched” as used in the story.

**14** *A Wish to be a Christmas Tree*




How does the tree feel about what the animals have done?

**15** *A Wish to be a Christmas Tree*



What lesson did the tree learn?

**16** *A Wish to be a Christmas Tree*




What is a possible theme from the story?

**17** *A Wish to be a Christmas Tree*



Summarize the story in 3-5 sentences.

**18** *A Wish to be a Christmas Tree*



Describe the genre of the text and explain how you know.

# POLAR EXPRESS: FIGURATIVE LANGUAGE

Find the personification in this sentence from the story, "I looked through my window and saw a train standing perfectly still in front of my house." Explain how you know.

Determine the meaning of this phrase from the story, "It was wrapped in an apron of steam."

Determine the type of figurative used in this sentence from the story, "We sang Christmas carols and ate candies with nougat centers as white as snow."

Determine the type of figurative used in this sentence from the story, "We drank hot cocoa as thick and rich as melted chocolate bars."

Determine the type of figurative used in this sentence from the story, "We climbed mountains so high it seemed as if we would scrape the moon."

Determine the type of figurative used in this sentence from the story, "Faster and faster we ran along, rolling over peaks and through valleys like a car on a roller coaster."

Determine the type of figurative used in this sentence from the story, "It was a huge city standing alone at the top of the world."

Determine the type of figurative used in this sentence from the story, "It broke my heart to lose the bell."



# THE YEAR OF THE PERFECT CHRISTMAS TREE: FOCUS ON SETTING

Name: \_\_\_\_\_ Date: \_\_\_\_\_

Directions: Use evidence from the text to answer each question.

Describe the setting of the story.

---

---

---

---

---

---

---

---

How does the setting affect the events in the story?

---

---

---

---

---

---

---

---



# THE YEAR OF THE PERFECT CHRISTMAS TREE: FOCUS ON POINT OF VIEW

Name: \_\_\_\_\_ Date: \_\_\_\_\_

Directions: Use evidence from the text to answer each question.

Is the story told from 1<sup>st</sup> person point of view or 3<sup>rd</sup> person point of view? Explain how you know.

---

---

---

---

---

---

---

---

How would the story be different if it were told from the point of view of the father?

---

---

---

---

---

---

---

---

# THE YEAR OF THE PERFECT CHRISTMAS TREE: FOCUS ON PLOT

Name: \_\_\_\_\_ Date: \_\_\_\_\_

Directions: Use evidence from the text to answer each question.

What is the challenge presented in the story?

---

---

---

---

---

---

---

---

How do Ruthie and her mother respond to the challenge?

---

---

---

---

---

---

---

---

# THE YEAR OF THE PERFECT CHRISTMAS TREE: FOCUS ON COMPARING AND CONTRASTING

Name: \_\_\_\_\_ Date: \_\_\_\_\_

Directions: Use evidence from the text to answer each question.

What tradition do the people of Ruthie's town have?

---

---

---

---

---

---

---

---

Compare and contrast this tradition to a holiday tradition that your family or town has.

---

---

---

---

---

---

---

---

This resource was created by Jennifer Findley.

- It **may** be printed and photocopied for single classroom use.
- It **may** be placed on secure learning management systems or platforms such as Canvas and Google Classroom.
  
- It **may not** be put on the open, searchable, unsecure Internet, sold, or distributed in any other form.
- It **may not** be added to the Canvas Commons and shared with other teachers.

Check out my store for more resources for grades 3-5.



Follow my blog for updates and freebies.

[www.JenniferFindley.com](http://www.JenniferFindley.com)

Thanks!  
Jennifer Findley

