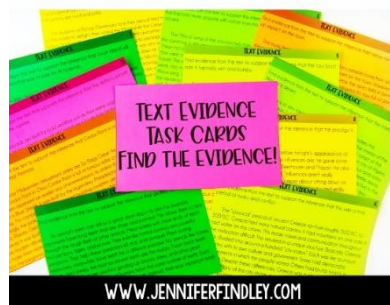


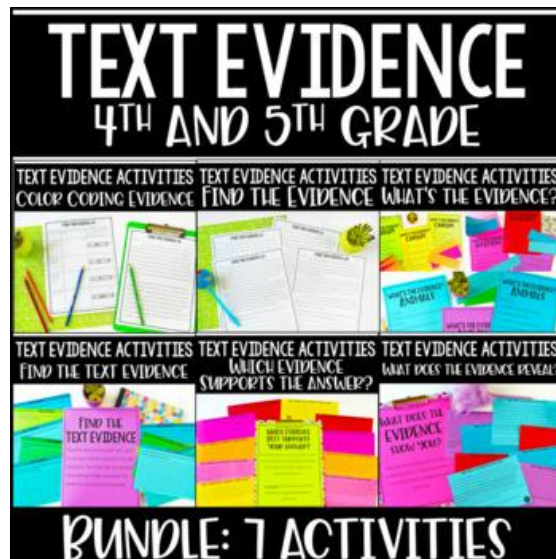
TEXT EVIDENCE FREEBIES

This free resource includes several text evidence printables that I use to help my students master finding and citing text evidence. (The task cards are a separate freebie that will be emailed to you after you input your information on the post.) [Click here or on the image to read the post about how I use these printables.](#)

4TH & 5TH GRADE TEXT EVIDENCE ACTIVITIES & STRATEGIES FREE TASK CARDS!



Do you need activities that are designed to help your students master all aspects of text evidence (finding it, citing it, etc.)? [Click here or on the image to see the bundle of Text Evidence Activities that I use!](#)



TEXT EVIDENCE

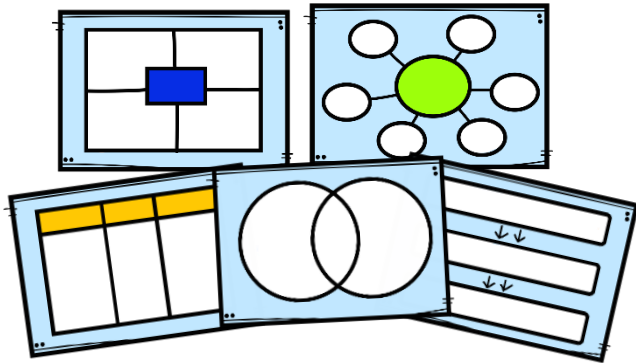
Text evidence is information (details, facts, events, etc.) provided in a text to support an inference, a main point, a claim, or a conclusion.

Why Is Text Evidence Important?

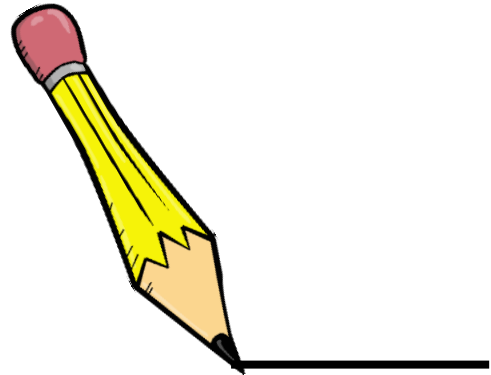
- Text evidence is necessary to support discussions about a text with friends, classmates, or teachers.
- Text evidence helps us double-check our own answers for accuracy.
- Text evidence makes our answers valid and reliable.
- The ability to find and cite text evidence is a lifelong skill that will help you throughout school and in your career choices.

WAYS TO GATHER OR COLLECT TEXT EVIDENCE


Take Notes




Underline the Evidence




Color Code the Evidence



Highlight the Evidence



Use Marks, Numbers, or Other Symbols



TWO WAYS TO USE EVIDENCE FROM A TEXT

PARAPHRASE

Write the evidence from the text in your own words.

Quotation marks are not needed.

Example:

According to the author, dolphins are able to communicate with one another. This is just one sign of their intelligence.

DIRECT QUOTE

Use the exact words from the text.

Quotation marks are needed around the exact words from the text.

Example:

The author writes, "Dolphins have sophisticated communication capabilities that allow them to exchange information with other members of their pod."

USING DIRECT QUOTES

- Find a detail or fact from the text that supports your main point or main idea.
- Copy the sentence exactly the way it is written in the text.
- Show that you are using a direct quote by using quotation marks around the copied words.
- Provide credit by citing the author or the text.

Example Ways to Give Credit:

- [Author's name] wrote, "_____."
- The author of [text] wrote, "_____."
- On page ___, the author stated, "_____."
- This is shown when the author says,
"_____."

PARAPHRASING TEXT EVIDENCE

- Read details from the text that support your main point or main idea.
- Without looking at the text, write the details you just read in your own words.
- Check what you wrote and what the author said to make sure that you did not copy it directly but that you correctly recorded the details.
- When you paraphrase, you still need to give credit to the author or the text.

Example Ways to Give Credit:

- The text stated that _____.
- The author of [text] stated that _____.
- According to the text, _____.
- A detail from the text that supports this is _____.
- An example from the text is _____.

TEXT EVIDENCE STEMS

- [Author's name] wrote, "_____."
- The author of [text] wrote, "_____."
- On page ____, the author stated, "_____."
- This is shown when the author says, "_____."
- The text stated that _____.
- The author of [text] stated that _____.
- According to the text, _____.
- A detail from the text that supports this is _____.
- An example from the text is _____.
- Based on the reading, _____.
- For example, _____.
- In the ____ paragraph, the author states that _____.
- On page _____, the graphic shows _____.

TEXT EVIDENCE STEMS

- [Author's name] wrote, "_____."
- The author of [text] wrote, "_____."
- On page ____, the author stated,
"_____."
- This is shown when the author says,
"_____."
- The text stated that _____.
- The author of [text] stated that
_____.
- According to the text, _____.
- A detail from the text that supports this is
_____.
- An example from the text is
_____.
- Based on the reading, _____.
- For example, _____.
- In the ____ paragraph, the author
states that _____.
- On page _____, the graphic shows
_____.

TEXT EVIDENCE STEMS

- [Author's name] wrote, "_____."
- The author of [text] wrote, "_____."
- On page ____, the author stated,
"_____."
- This is shown when the author says,
"_____."
- The text stated that _____.
- The author of [text] stated that
_____.
- According to the text, _____.
- A detail from the text that supports this is
_____.
- An example from the text is
_____.
- Based on the reading, _____.
- For example, _____.
- In the ____ paragraph, the author
states that _____.
- On page _____, the graphic shows
_____.

POWER OF 3

When finding evidence to support your answer, claim, inference, or opinion, remember the “Power of 3”. Try to find 3 different pieces of evidence for your support. This will make your answer stronger and more powerful!

EVIDENCE #1

EVIDENCE #2

EVIDENCE #3

POWER OF 3

When finding evidence to support your answer, claim, inference, or opinion, remember the “Power of 3”. Try to find 3 different pieces of evidence for your support. This will make your answer stronger and more powerful!

EVIDENCE #1

EVIDENCE #2

EVIDENCE #3

SUMMARIZE ALL THREE PIECES OF EVIDENCE HERE:

This resource was created by Jennifer Findley. It may be printed and photocopied for single classroom use. It may not be put on the Internet, sold, or distributed in any form. Check out my store for more resources for 3rd-5th grade.



Follow my blog for updates and freebies.

www.JenniferFindley.com

Thanks!
Jennifer Findley

