

Free resources for point of view!

The image displays a variety of educational materials for teaching point of view to students in grades 4-5. The materials are arranged in a collage on a white background, decorated with small paper clips, paper cubes, and paper rainbows.

Worksheets:

- Point of View (Pink):** Includes fields for Name, Date, Point of View of the Story, and Textual Evidence to Support the Point of View.
- Point of View (Blue):** Includes fields for Name, Date, Point of View of the Story, and Textual Evidence to Support the Point of View. It also contains the instruction: "Using what you know about the narrator, determine if the story is written in 1st person point of view."
- Identifying Point of View (Green):** Includes fields for Name, Date, Title, Type of Point of View (1st person point of view, describe the narrator.), and Textual Evidence.
- Identifying Point of View (Blue):** Includes fields for Name, Date, Title, Type of Point of View, and Textual Evidence.
- Point of View (Pink):** Includes fields for Name, Date, Title, Point of View, and Textual Evidence. It also contains a definition: "The point of view is how the story is told and what type of narrator is used (a character or an outside narrator)."
- Point of View (Blue):** Includes fields for Name, Date, Title, Point of View, and Textual Evidence. It also contains a definition: "The point of view is how the story is told and what type of narrator is used (a character or an outside narrator)."

Activity Cards:

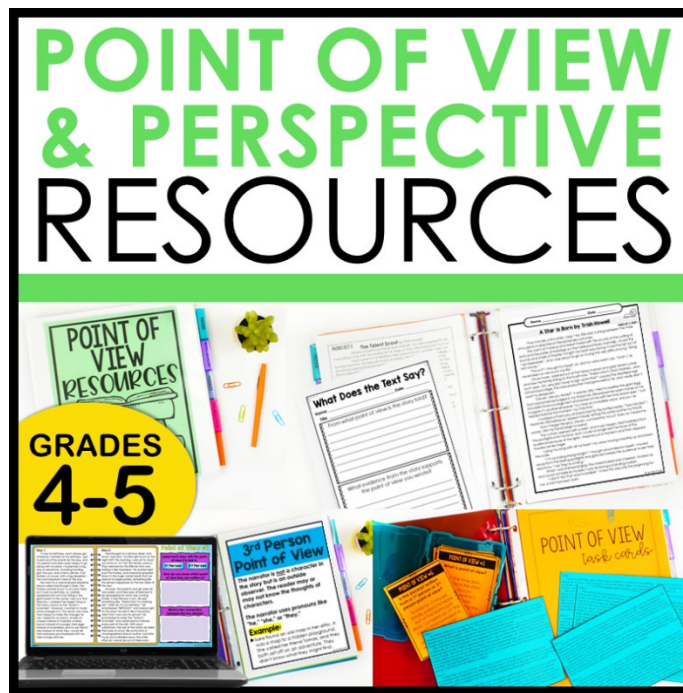
- Point of View (Pink):** Includes a definition: "The point of view is how the story is told and what type of narrator is used (a character or an outside narrator)."
- Point of View (Blue):** Includes a definition: "The point of view is how the story is told and what type of narrator is used (a character or an outside narrator)."

Large Pink Banner:

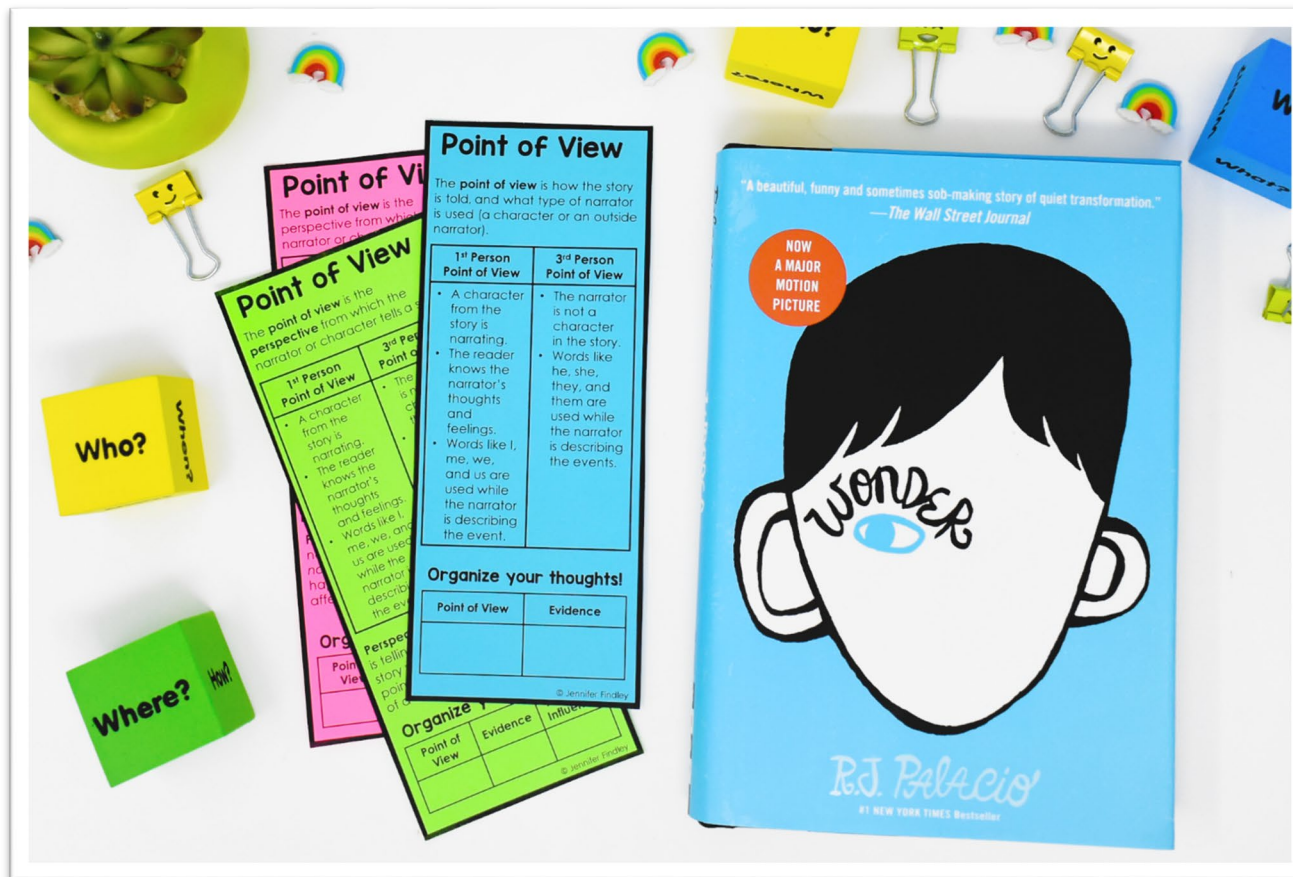
FREE!
Point of View
ACTIVITIES
FOR GRADES 4-5

Need More Activities for Teaching Point of View?

This is my top recommended resource for everything you need to teach point of view! It includes posters, graphic organizers, texts (short texts, long texts, paired texts), and small group [activities, including task cards!](#)
[Click here or on the image to check it out!](#)



Use these bookmarks to have students remember what point of view is and help them apply it to their independent books.



***There are a few versions included so choose the ones that works best for your grade level and standards.

Point of View

The **point of view** is how the story is told, and what type of narrator is used (a character or an outside narrator).

1 st Person Point of View	3 rd Person Point of View
<ul style="list-style-type: none">• A character from the story is narrating.• The reader knows the narrator's thoughts and feelings.• Words like I, me, we, and us are used while the narrator is describing the event.	<ul style="list-style-type: none">• The narrator is not a character in the story.• Words like he, she, they, and them are used while the narrator is describing the events.

Organize your thoughts!

Point of View	Evidence

Point of View

The **point of view** is how the story is told, and what type of narrator is used (a character or an outside narrator).

1 st Person Point of View	3 rd Person Point of View
<ul style="list-style-type: none">• A character from the story is narrating.• The reader knows the narrator's thoughts and feelings.• Words like I, me, we, and us are used while the narrator is describing the event.	<ul style="list-style-type: none">• The narrator is not a character in the story.• Words like he, she, they, and them are used while the narrator is describing the events.

Organize your thoughts!

Point of View	Evidence

Point of View

The **point of view** is how the story is told, and what type of narrator is used (a character or an outside narrator).

1 st Person Point of View	3 rd Person Point of View
<ul style="list-style-type: none">• A character from the story is narrating.• The reader knows the narrator's thoughts and feelings.• Words like I, me, we, and us are used while the narrator is describing the event.	<ul style="list-style-type: none">• The narrator is not a character in the story.• Words like he, she, they, and them are used while the narrator is describing the events.

Organize your thoughts!

Point of View	Evidence

Point of View

The **point of view** is the perspective from which the narrator or character tells a story.

1 st Person Point of View	3 rd Person Point of View
<ul style="list-style-type: none">A character from the story is narrating.The reader knows the narrator's thoughts and feelings.Words like I, me, we, and us are used while the narrator is describing the event.	<ul style="list-style-type: none">The narrator is not a character in the story.Words like he, she, they, and them are used while the narrator is describing the events.

Perspective also refers to how the narrator perceives, or *what the narrator thinks about*, what is happening in the story. This can affect how he or she tells the story.

Organize your thoughts!

Point of View	Evidence	Affect or Influence

Point of View

The **point of view** is the perspective from which the narrator or character tells a story.

1 st Person Point of View	3 rd Person Point of View
<ul style="list-style-type: none">A character from the story is narrating.The reader knows the narrator's thoughts and feelings.Words like I, me, we, and us are used while the narrator is describing the event.	<ul style="list-style-type: none">The narrator is not a character in the story.Words like he, she, they, and them are used while the narrator is describing the events.

Perspective also refers to how the narrator perceives, or *what the narrator thinks about*, what is happening in the story. This can affect how he or she tells the story.

Organize your thoughts!

Point of View	Evidence	Affect or Influence

Point of View

The **point of view** is the perspective from which the narrator or character tells a story.

1 st Person Point of View	3 rd Person Point of View
<ul style="list-style-type: none">A character from the story is narrating.The reader knows the narrator's thoughts and feelings.Words like I, me, we, and us are used while the narrator is describing the event.	<ul style="list-style-type: none">The narrator is not a character in the story.Words like he, she, they, and them are used while the narrator is describing the events.

Perspective also refers to how the narrator perceives, or *what the narrator thinks about*, what is happening in the story. This can affect how he or she tells the story.

Organize your thoughts!

Point of View	Evidence	Affect or Influence

Point of View

The **point of view** is the **perspective** from which the narrator or character tells a story.

1 st Person Point of View	3 rd Person Point of View
<ul style="list-style-type: none">• A character from the story is narrating.• The reader knows the narrator's thoughts and feelings.• Words like I, me, we, and us are used while the narrator is describing the event.	<ul style="list-style-type: none">• The narrator is not a character in the story.• Words like he, she, they, and them are used while the narrator is describing the events.

Perspective can also refer to who is telling the story. For example, a story written using a 1st person point of view from the perspective of a farmer.

Organize your thoughts!

Point of View	Evidence	Affect or Influence

Point of View

The **point of view** is the **perspective** from which the narrator or character tells a story.

1 st Person Point of View	3 rd Person Point of View
<ul style="list-style-type: none">• A character from the story is narrating.• The reader knows the narrator's thoughts and feelings.• Words like I, me, we, and us are used while the narrator is describing the event.	<ul style="list-style-type: none">• The narrator is not a character in the story.• Words like he, she, they, and them are used while the narrator is describing the events.

Perspective can also refer to who is telling the story. For example, a story written using a 1st person point of view from the perspective of a farmer.

Organize your thoughts!

Point of View	Evidence	Affect or Influence

Point of View

The **point of view** is the **perspective** from which the narrator or character tells a story.


1 st Person Point of View	3 rd Person Point of View
<ul style="list-style-type: none">• A character from the story is narrating.• The reader knows the narrator's thoughts and feelings.• Words like I, me, we, and us are used while the narrator is describing the event.	<ul style="list-style-type: none">• The narrator is not a character in the story.• Words like he, she, they, and them are used while the narrator is describing the events.

Perspective can also refer to who is telling the story. For example, a story written using a 1st person point of view from the perspective of a farmer.

Organize your thoughts!

Point of View	Evidence	Affect or Influence

Use these mats to have students dig deeper with point of view and apply the skill while reading in small groups or independently.



Name _____ Date _____

© Jennifer Findley

Point of View

Details About the Narrator

Using what you know about the narrator, determine if the story is written in 1st person point of view or 3rd person point of view.

Textual Evidence to Support the Point of View

Name _____ Date _____

© Jennifer Findley

Point of View

Point of View of the Story	Textual Evidence to Support the Point of View
Briefly describe how the story would be different if told from a different point of view.	

Name _____ Date _____

© Jennifer Findley

Point of View

Point of View of the Story	Textual Evidence to Support the Point of View
Rewrite a section of the story in the opposite point of view.	

Name _____ Date _____

© Jennifer Findley

Point of View

Use text evidence to prove that the story is told from the 1st person point of view.

Describe the narrator. Include the narrator's connection to the plot and the other characters in your description.

How does the narrator's perspective of the events affect how the story is told? Include any details that you think might be retold differently if the story had a different narrator.

Name _____ Date _____

© Jennifer Findley

Point of View

Describe the narrator. Include the narrator's connection to the plot and the other characters in your description.

Choose another character from the story. Retell an event from the story from that character's perspective.

Briefly compare and contrast the original event with your version (written from another character's perspective).

Name _____ Date _____

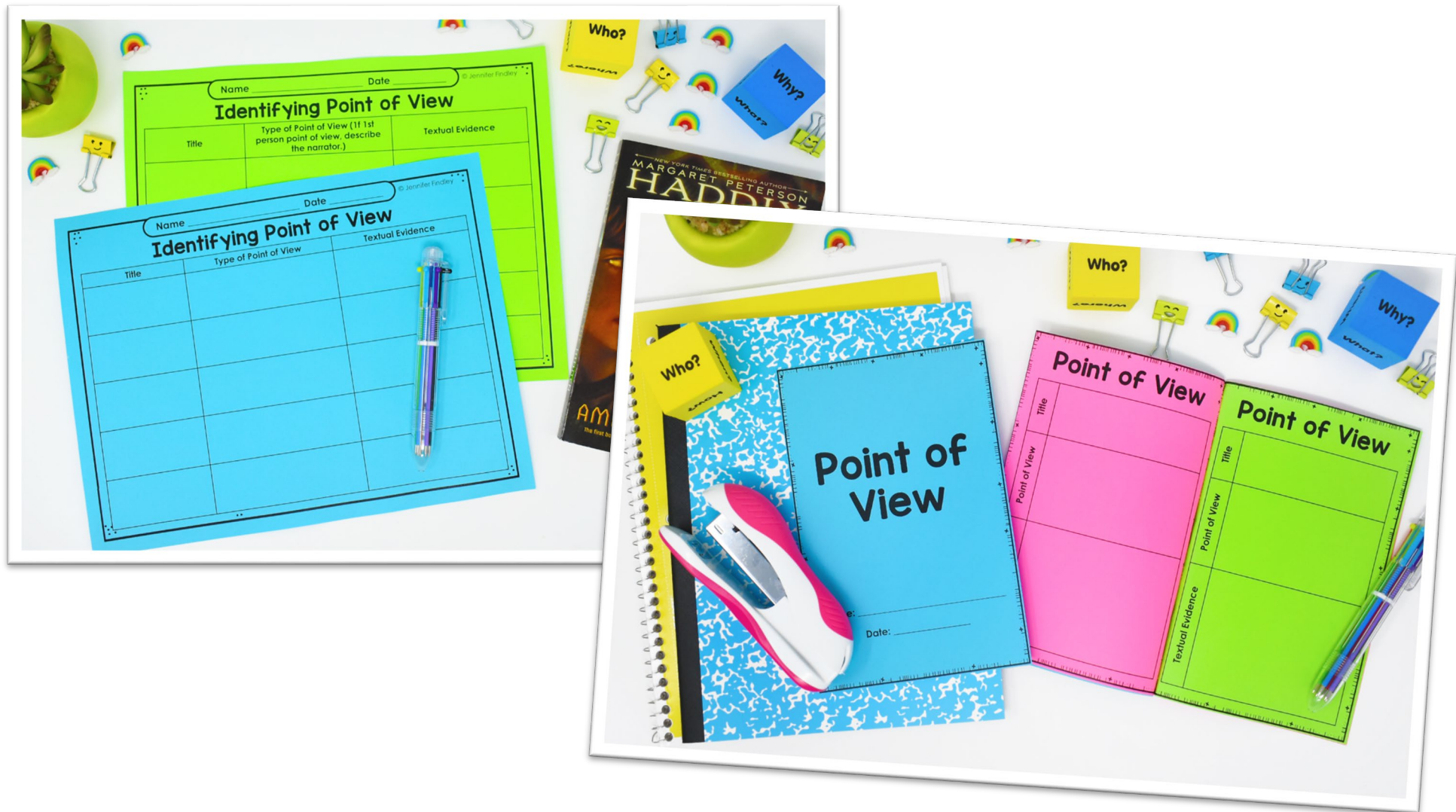
© Jennifer Findley

Point of View & Perspective

Describe the narrator. Include the narrator's connection to the plot and the other characters in your description.

Choose another character from the story. Write 2-3 ways the story would be different if that character were telling the story from his or her perspective.

Use these printables to have students track the point of view in stories they read.



Name _____ Date _____

© Jennifer Findley

Identifying Point of View

Title	Type of Point of View	Textual Evidence

Name _____ Date _____

© Jennifer Findley

Identifying Point of View

Title	Type of Point of View (If 1st person point of view, describe the narrator.)	Textual Evidence

Point of View

Name: _____

Date: _____

Point of View

Name: _____

Date: _____

Point of View

Title	
Point of View	
Textual Evidence	

Point of View

Title	
Point of View	
Textual Evidence	

This resource was created by Jennifer Findley. It may be printed and photocopied for single classroom use. It may not be put on the Internet, sold, or distributed in any form. Check out my store for more resources that are common core aligned.



Follow my blog for updates and freebies.

www.JenniferFindley.com

Thanks! Jennifer Findley

