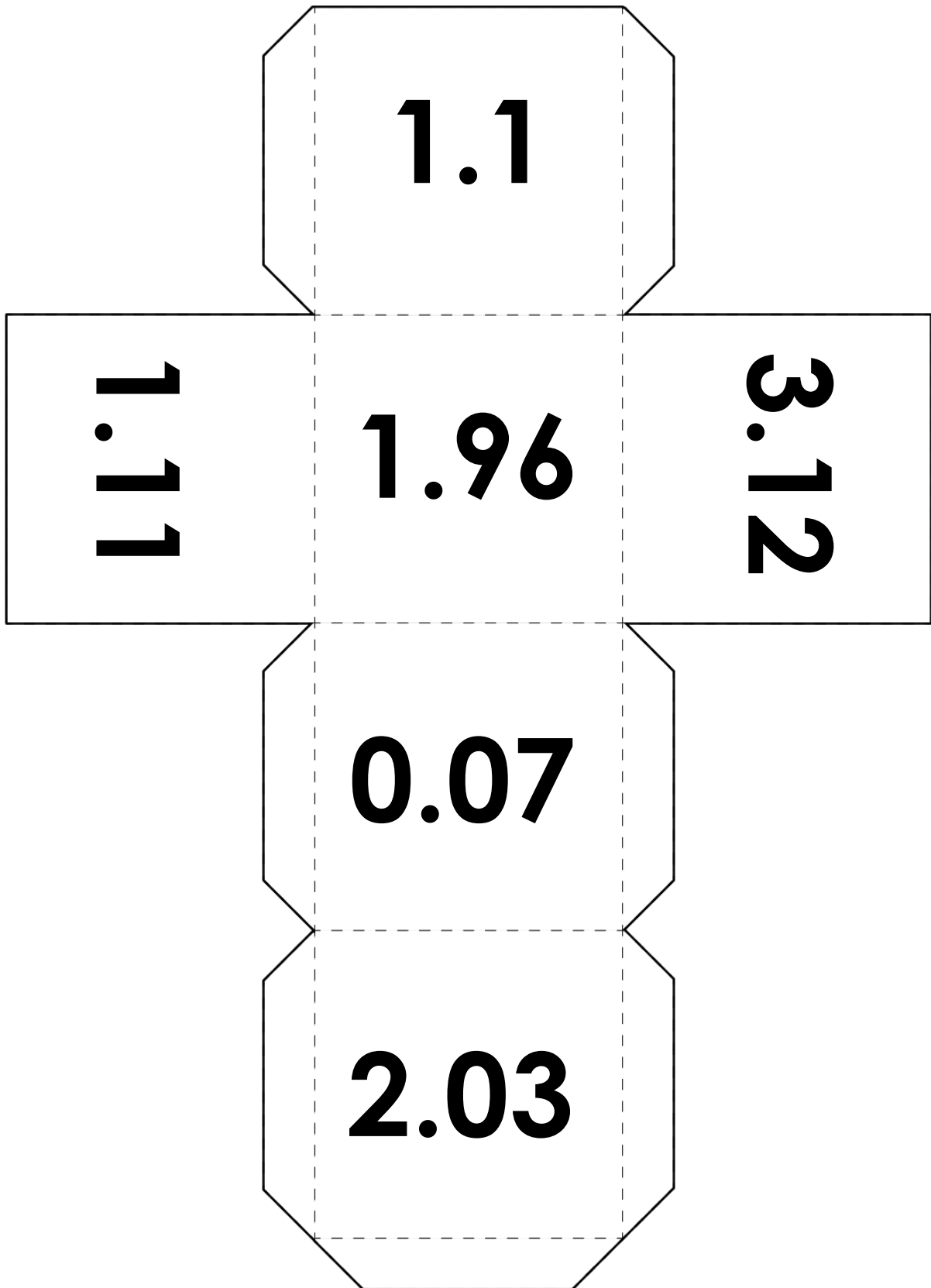
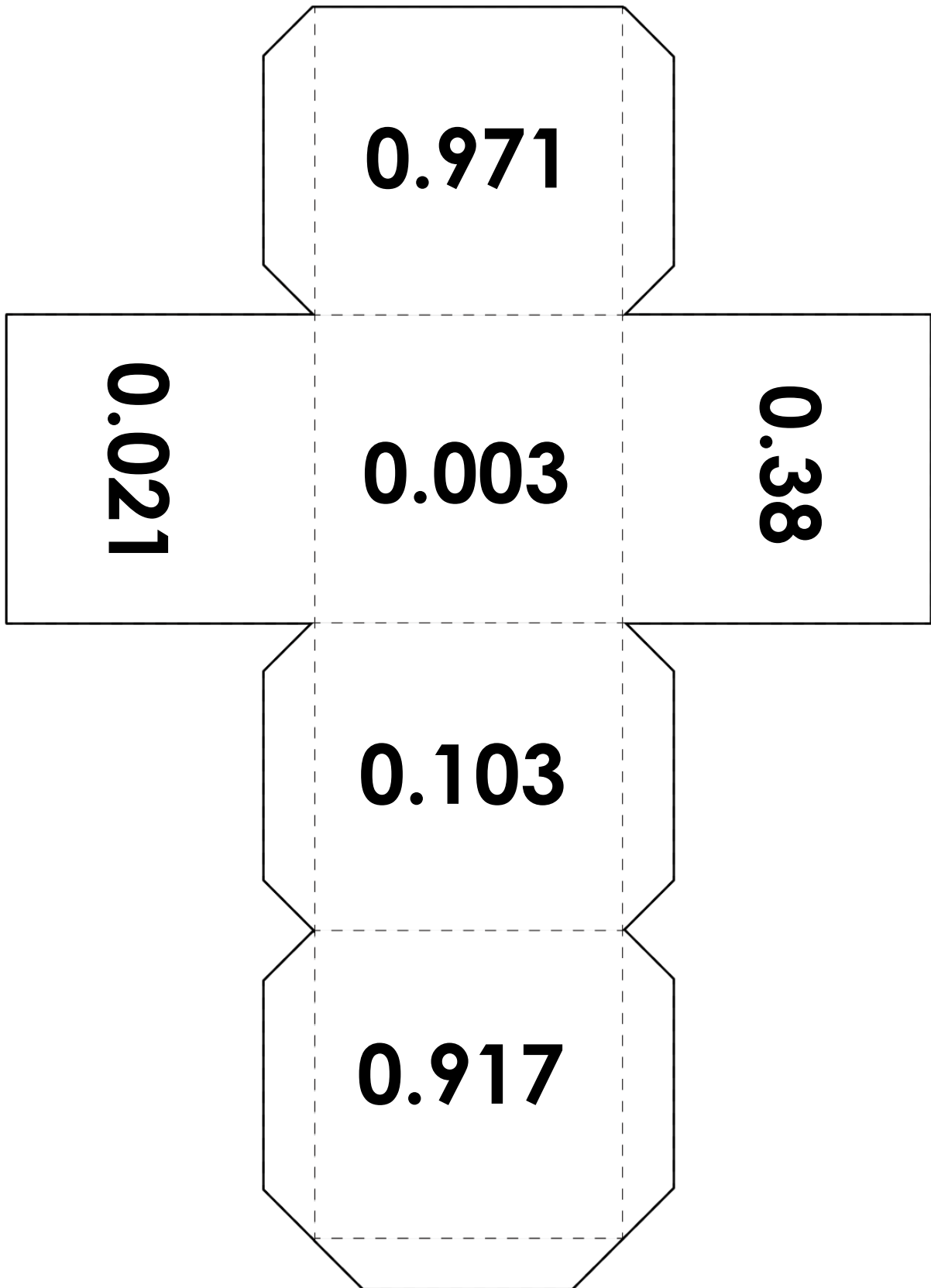


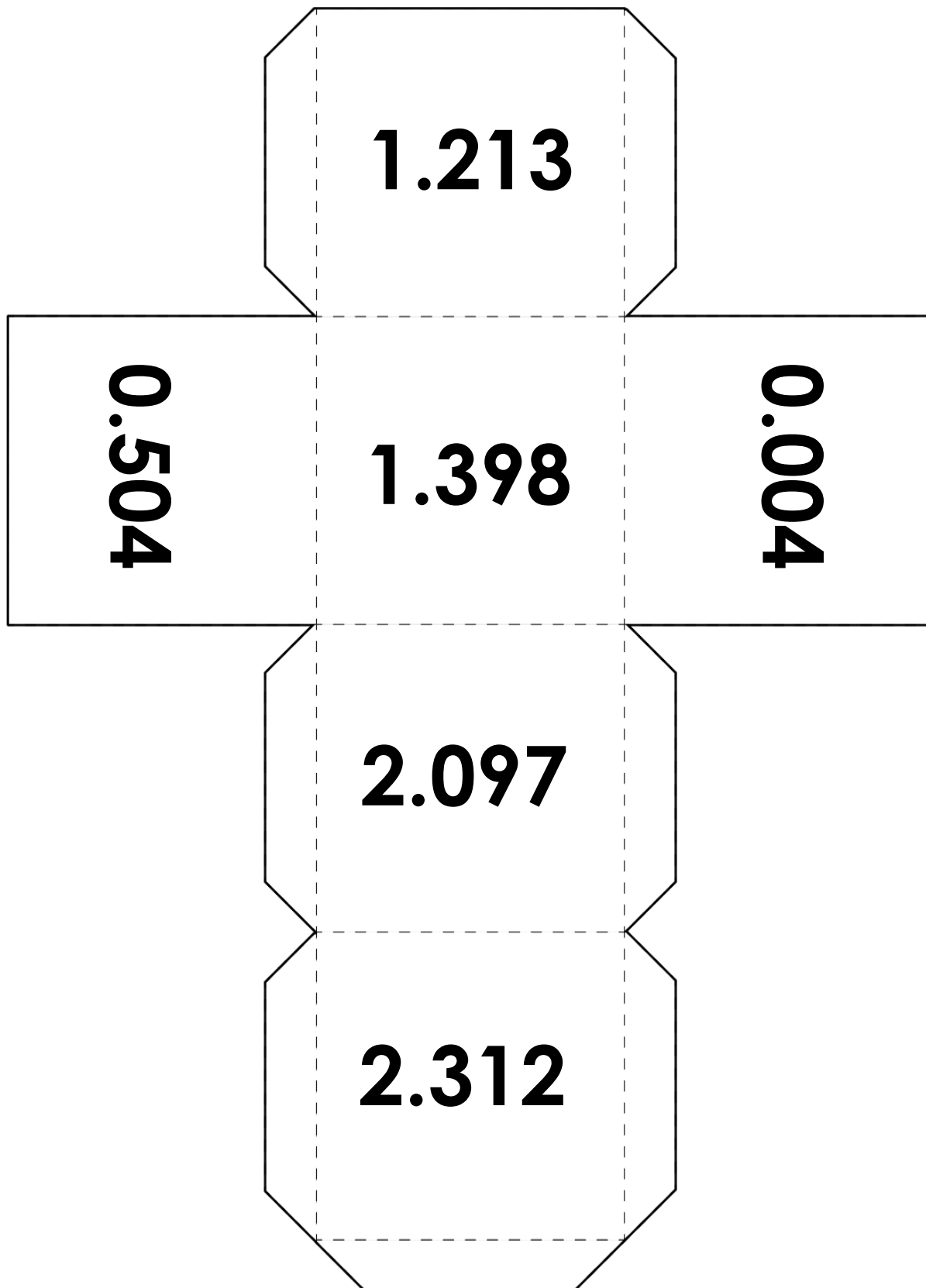
Cut out the die on the outer lines. Fold and glue to make a cube.



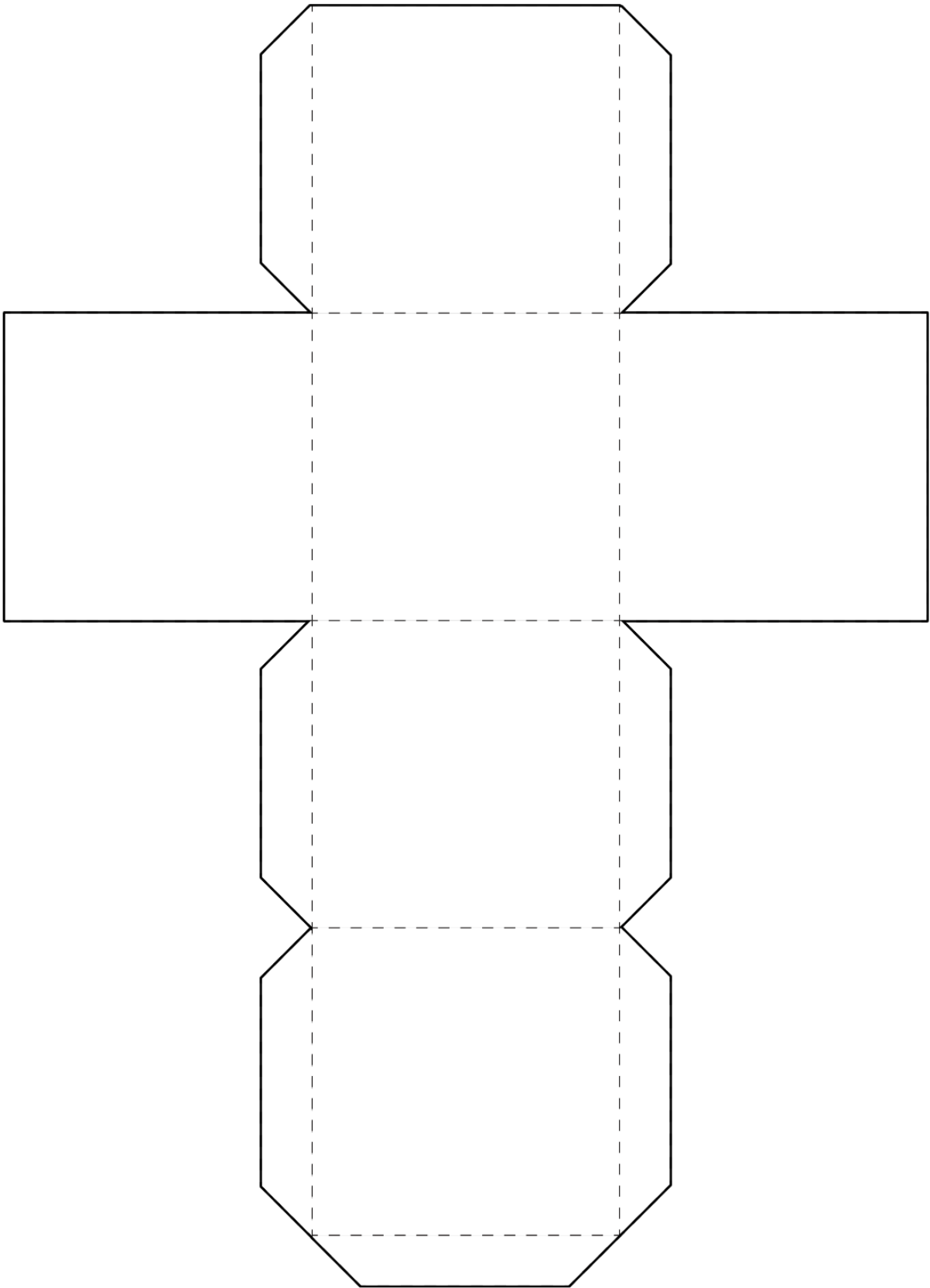
Cut out the die on the outer lines. Fold and glue to make a cube.



Cut out the die on the outer lines. Fold and glue to make a cube.



Cut out the die on the outer lines. Fold and glue to make a cube.



Cut out the die on the outer lines. Fold and glue to make a cube.

COMPARING DECIMALS

Name: _____ Date: _____

Directions: Roll two decimals. Compare the decimals using $<$, $>$, or $=$. Prove your answer with a written explanation or model.

1

2

3

4

5

6

ORDERING DECIMALS

Name: _____ Date: _____

Directions: Roll four decimals. Order the decimals from least to greatest or greatest to least. Indicate how you chose to order the decimals.

1

- Least to Greatest
- Greatest to Least

2

- Least to Greatest
- Greatest to Least

3

- Least to Greatest
- Greatest to Least

4

- Least to Greatest
- Greatest to Least

5

- Least to Greatest
- Greatest to Least

6

- Least to Greatest
- Greatest to Least

ADDING DECIMALS

Name: _____ Date: _____

Directions: Roll two decimals. Determine the sum of the two decimals by adding them.

1

2

3

4

5

6

SUBTRACTING DECIMALS

Name: _____ Date: _____

Directions: Roll two decimals. Determine the difference between the two decimals by subtracting the smaller decimal from the larger decimal.

1

2

3

4

5

6

WRITING DECIMALS

Name: _____ Date: _____

Directions: Roll a decimal. Write the decimal in word form and expanded form.

1

2

3

4

5

6

WRITING DECIMALS

Name: _____ Date: _____

Directions: Roll a decimal. Write the decimal in number name form and expanded form.

1

2

3

4

5

6

DECIMAL REVIEW

Name: _____ Date: _____

Directions: Roll a decimal. Write the decimal you rolled on the line below. Then complete the tasks with that decimal.

1.) Write the decimal in word form.

2.) Write the decimal in expanded form.

3.) Compare the decimal to 0.97 using $<$, $>$, or $=$.

4.) Make a model of the decimal.

5.) Add the decimal to 1.9.

6.) Subtract the decimal from 4.03.

This resource was created by Jennifer Findley. It may be printed and photocopied for single classroom use. It may not be put on the Internet, sold, or distributed in any form. Check out my store for more resources that are common core aligned.



Follow my blog for updates and freebies.



Thanks!
Jennifer Findley

