

Helping Your Child with **READING** at Home

1. Read What We're Reading

- ✓ Read the book with your child.
- ✓ Ask your child to retell the story.



2. Ask Questions

- ✓ Ask questions before, during, and after your child reads.
- ✓ Ask open-ended questions about the story.

3. Read Aloud to Your Child

- ✓ Even 3rd, 4th, and 5th graders love being read to.
- ✓ This can build their oral comprehension skills.

4. Have Your Child Read Aloud to You

- ✓ Try this on a short 15-minute drive.
- ✓ This can improve their fluency and expression.

5. Have Your Child Read Everything


- ✓ Recipes and instruction booklets are a good choice.
- ✓ This can expose your child to new vocabulary words.

6. Let Them Listen to Audiobooks

- ✓ These encourage visualization and imagination.
- ✓ Look online and at the library for free audio books.


7. Set Aside Time to Read Each Day

- ✓ Carve out at least 15 non-negotiable minutes and make it a family event.




Talking About FICTION Books

- ✓ Tell me about what you read.
- ✓ Who are the main characters? Tell me about them. Where does the story take place?
- ✓ What has happened so far?
- ✓ What is the most important or most interesting event in the story?
- ✓ What is the problem in the story? How is it solved? What do you think will happen next? Why do you think that?
- ✓ What is/was your favorite part of the story?
- ✓ What surprised you, made you laugh, or made you sad? What does the story remind you of?
- ✓ Would you recommend this book to a friend? Why or why not?
- ✓ What made you choose this book?



Talking About NON-FICTION Books

- ✓ Tell me about what you read.
- ✓ What do you already know about this topic?
- ✓ What details have you learned that surprised you?
- ✓ What new information have you learned?
- ✓ What is this page/section about?
- ✓ What do the illustrations teach you about the topic?
- ✓ What is the author trying to tell you about this topic?
- ✓ Look at this heading. What do you think you will learn in this section?
- ✓ What do you still want to know about this topic?
- ✓ What made you choose this book?



Helping with READING

If your child can't figure out a word:

- ✓ Can you sound it out slowly, one part at a time?
- ✓ Do you see any small words inside the bigger word that you already know? Do you see any word parts (prefixes, suffixes, or roots) that you know?
- ✓ If the word is still tricky, I'll tell you the word, and you can repeat it back to me.

If your child doesn't know what a word means:

- ✓ Let's read the sentence again and see if it helps us figure out the meaning.
- ✓ Does this word remind you of any other words you know?
- ✓ If we're still not sure, let's try to figure out the meaning together by thinking about the rest of the story.

If your child doesn't understand the story:

- ✓ Let's go back and read this part again, but more slowly.
- ✓ I'm going to reread this section of the story to you, and I want you to draw what's happening.
- ✓ What do you think the characters are feeling right now?
- ✓ Can you tell me what's happened in the story so far?
- ✓ What do you think might happen next?



Helping with READING

- ✓ If your child seems frustrated, it's okay to read the passage together. Sometimes reading along with them can help model good reading habits and ease their frustration.
- ✓ If your child seems distressed by the length of the text, only show one paragraph at a time, using a blank piece of paper to cover the rest of the selection.
- ✓ If your child seems overwhelmed, take a break and come back to it later.
- ✓ Praise their effort: "You're doing great, let's keep going together."
- ✓ It's okay if you don't know all the answers—focus on encouraging them to try.



**Versiones en
Español**

CÓMO AYUDAR A SU HIJO CON LA LECTURA EN CASA

I. LEA LO QUE ESTAMOS LEYENDO

- ✓ Lea el libro con su hijo.
- ✓ Pídale a su hijo que te vuelva a contar cuento.



2. HAZ PREGUNTAS

- ✓ Haga preguntas antes, durante y después de que su hijo lea.
- ✓ Haga preguntas abiertas sobre la historia.

3. LEA EN VOZ ALTA A SU HIJO

- ✓ Incluso a los estudiantes de 4to y 5to grado les encanta que les lean.
- ✓ Esto puede desarrollar sus habilidades de comprensión oral.

4. HAZ QUE SU HIJO TE LEA EN VOZ ALTA

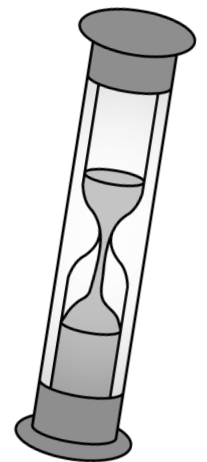
- ✓ Prueba esto en un corto viaje de carro de 15 minutos.
- ✓ Esto puede mejorar su fluidez y expresión.

5. HAZ QUE SU HIJO LEA TODO

- ✓ Recetas y libritos de instrucciones son una buena opción.
- ✓ Esto puede exponer a su hijo a nuevas palabras de vocabulario.

6. PERMÍTALES ESCUHAR AUDIOLIBROS

- ✓ Estos estimulan la visualización y la imaginación.
- ✓ Busque en el internet y en la biblioteca audiolibros gratuitos.




7. ESTABLECE UN TIEMPO APARTE PARA LEER CADA DÍA

- ✓ Sacar al menos 15 minutos no negociables y conviértalo en un evento familiar.

Hablando de Libros de FICCIÓN

- ✓ Cuéntame sobre lo que lees.
- ✓ ¿Quiénes son los personajes principales?
- ✓ Cuéntame sobre ellos.
- ✓ ¿Dónde sucede el cuento?
- ✓ ¿Qué ha pasado hasta ahora?
- ✓ ¿Cuál es el evento más importante o más interesante en el cuento?
- ✓ ¿Cuál es el problema en el cuento? ¿Cómo se resuelve?
- ✓ ¿Qué crees que pasará después? ¿Por qué piensas eso?
- ✓ ¿Cuál es / fue tu parte favorita de del cuento?
- ✓ ¿Qué te sorprendió, te hizo reír, o te puso triste?
- ✓ ¿De qué te recuerda el cuento?
- ✓ ¿Recomendarías este libro a un amigo?
¿Por qué o por qué no?
- ✓ ¿Qué te hizo elegir este libro?



Hablando de Libros de NO FICCIÓN

- ✓ Cuéntame sobre lo que lees.
- ✓ ¿Qué es lo que ya sabes sobre este tema?
- ✓ ¿Qué detalles has aprendido que te sorprendieron?
- ✓ ¿Qué nueva información has aprendido?
- ✓ ¿De qué trata esta página / sección?
- ✓ ¿Qué te enseñan las ilustraciones sobre el tema?
- ✓ ¿Qué está tratando de decirte el autor sobre este tema?
- ✓ Mira este encabezado. ¿Qué crees que aprenderás en esta sección?
- ✓ ¿Qué más quieres saber sobre este tema?
- ✓ ¿Qué te hizo escoger este libro?



This resource was created by Jennifer Findley.

- It **may** be printed and photocopied for single classroom use.
- It **may** be placed on secure learning management systems or platforms such as Canvas and Google Classroom.

- It **may not** be put on the open, searchable, unsecure Internet, sold, or distributed in any other form.

Check out my store for more resources that are common core aligned.



Follow my blog for updates and freebies.

www.JenniferFindley.com

Thanks!

Jennifer Findley

