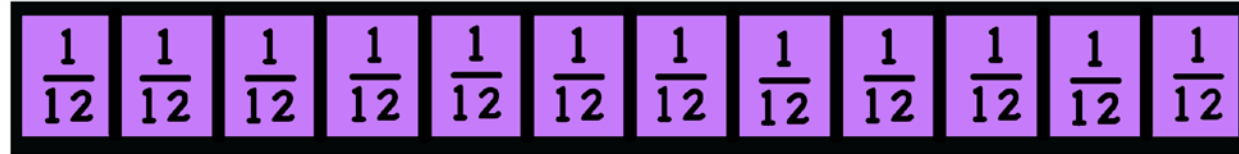
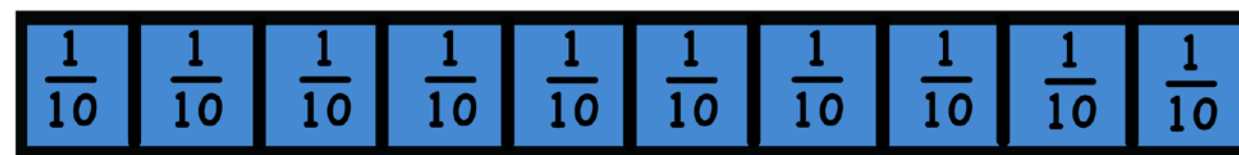
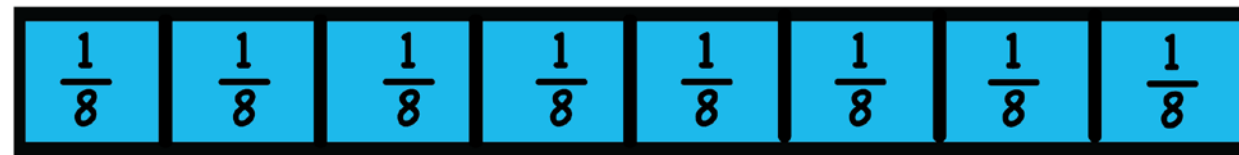
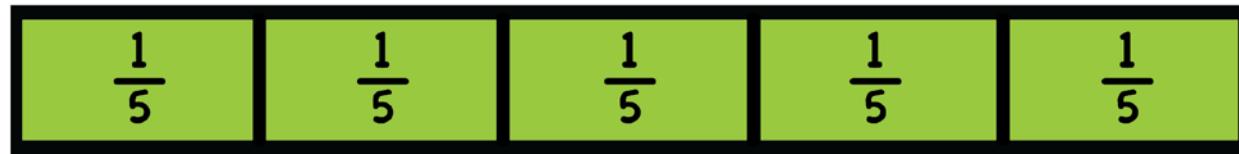


Fraction Kit Manipulatives

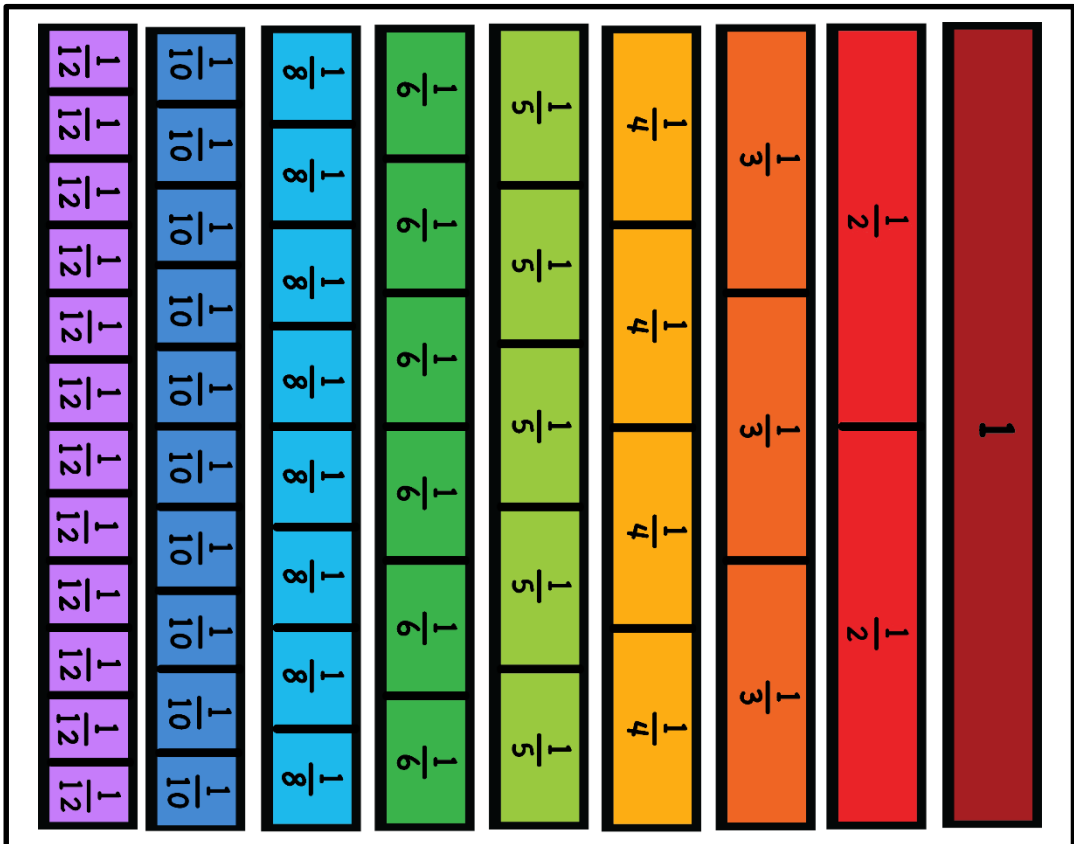
Use the fraction kit manipulatives to have the students compare fractions, order fractions, find equivalent fractions, add and subtract fractions, and multiply fractions by whole numbers.

Simply present the students with a task and have the students use the manipulatives to solve it.

Fraction Kit Manipulatives: Colored Set



Fraction Kit Manipulatives: Colored Set



Fraction Kit Manipulatives: BW Set

1

$\frac{1}{2}$

$\frac{1}{2}$

$\frac{1}{3}$

$\frac{1}{3}$

$\frac{1}{3}$

$\frac{1}{4}$

$\frac{1}{4}$

$\frac{1}{4}$

$\frac{1}{4}$

$\frac{1}{5}$

$\frac{1}{5}$

$\frac{1}{5}$

$\frac{1}{5}$

$\frac{1}{5}$

$\frac{1}{6}$

$\frac{1}{6}$

$\frac{1}{6}$

$\frac{1}{6}$

$\frac{1}{6}$

$\frac{1}{6}$

$\frac{1}{8}$

$\frac{1}{8}$

$\frac{1}{8}$

$\frac{1}{8}$

$\frac{1}{8}$

$\frac{1}{8}$

$\frac{1}{8}$

$\frac{1}{8}$

$\frac{1}{10}$

$\frac{1}{10}$

$\frac{1}{10}$

$\frac{1}{10}$

$\frac{1}{10}$

$\frac{1}{10}$

$\frac{1}{10}$

$\frac{1}{10}$

$\frac{1}{10}$

$\frac{1}{10}$

$\frac{1}{12}$

$\frac{1}{12}$

$\frac{1}{12}$

$\frac{1}{12}$

$\frac{1}{12}$

$\frac{1}{12}$

$\frac{1}{12}$

$\frac{1}{12}$

$\frac{1}{12}$

$\frac{1}{12}$

$\frac{1}{12}$

$\frac{1}{12}$

Fraction Kit Manipulatives: BW Set

1															
$\frac{1}{2}$						$\frac{1}{2}$									
$\frac{1}{3}$								$\frac{1}{3}$							
$\frac{1}{4}$						$\frac{1}{4}$						$\frac{1}{4}$			
$\frac{1}{5}$						$\frac{1}{5}$						$\frac{1}{5}$			
$\frac{1}{6}$				$\frac{1}{6}$				$\frac{1}{6}$				$\frac{1}{6}$			
$\frac{1}{8}$				$\frac{1}{8}$				$\frac{1}{8}$				$\frac{1}{8}$			
$\frac{1}{10}$		$\frac{1}{10}$		$\frac{1}{10}$		$\frac{1}{10}$		$\frac{1}{10}$		$\frac{1}{10}$		$\frac{1}{10}$		$\frac{1}{10}$	
$\frac{1}{12}$		$\frac{1}{12}$		$\frac{1}{12}$		$\frac{1}{12}$		$\frac{1}{12}$		$\frac{1}{12}$		$\frac{1}{12}$		$\frac{1}{12}$	

1															
$\frac{1}{2}$						$\frac{1}{2}$									
$\frac{1}{3}$								$\frac{1}{3}$							
$\frac{1}{4}$						$\frac{1}{4}$						$\frac{1}{4}$			
$\frac{1}{5}$						$\frac{1}{5}$						$\frac{1}{5}$			
$\frac{1}{6}$				$\frac{1}{6}$				$\frac{1}{6}$				$\frac{1}{6}$			
$\frac{1}{8}$				$\frac{1}{8}$				$\frac{1}{8}$				$\frac{1}{8}$			
$\frac{1}{10}$		$\frac{1}{10}$		$\frac{1}{10}$		$\frac{1}{10}$		$\frac{1}{10}$		$\frac{1}{10}$		$\frac{1}{10}$		$\frac{1}{10}$	
$\frac{1}{12}$		$\frac{1}{12}$		$\frac{1}{12}$		$\frac{1}{12}$		$\frac{1}{12}$		$\frac{1}{12}$		$\frac{1}{12}$		$\frac{1}{12}$	

Blank Number Lines

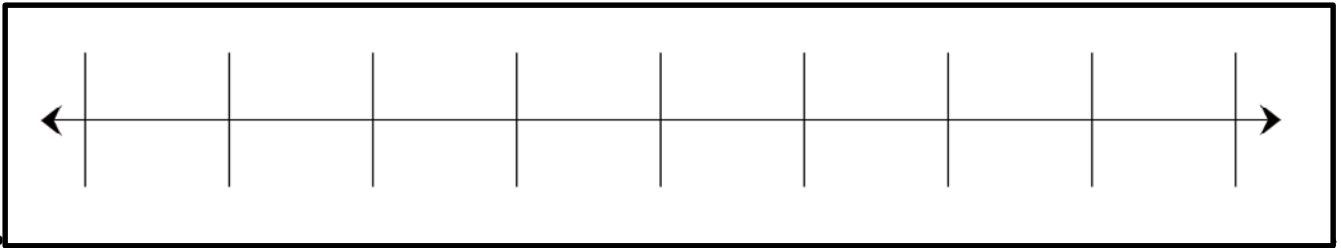
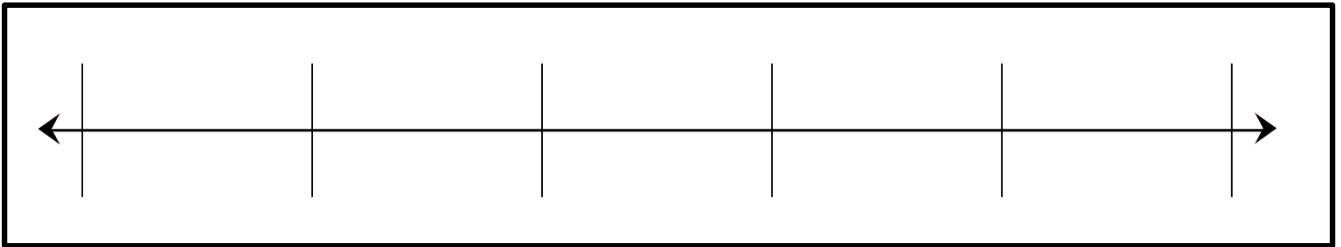
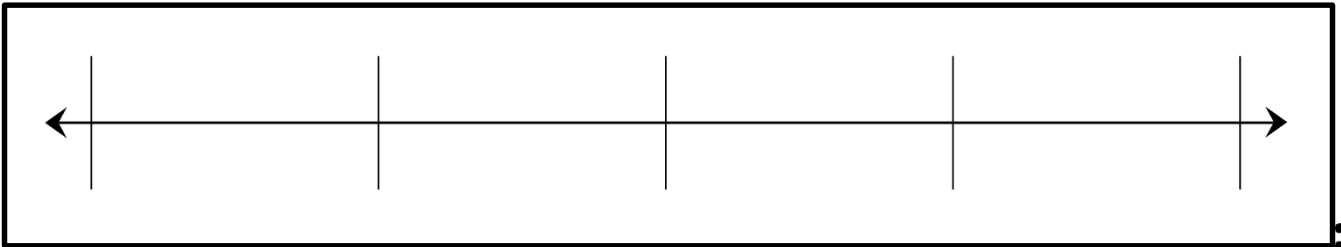
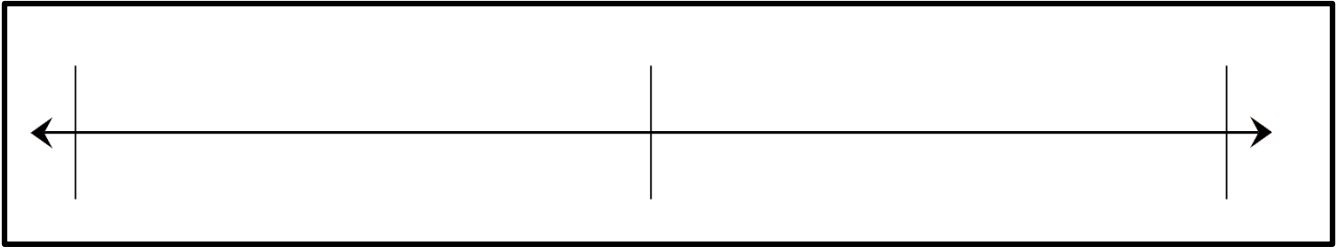
Use these to have students practice rounding on number lines, plotting decimals and fractions, and adding and subtracting whole numbers, decimals, and fractions using a number line.

The students can also use the number lines to compare decimals and fractions and find equivalent decimals and fractions.

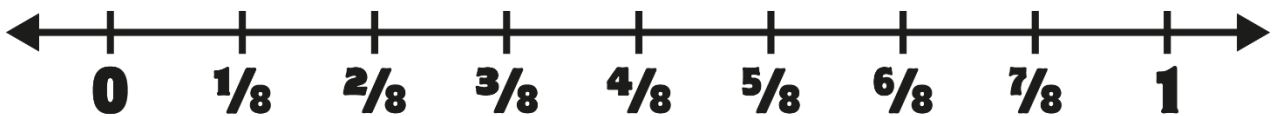
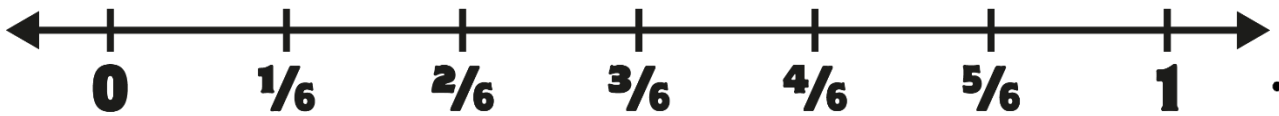
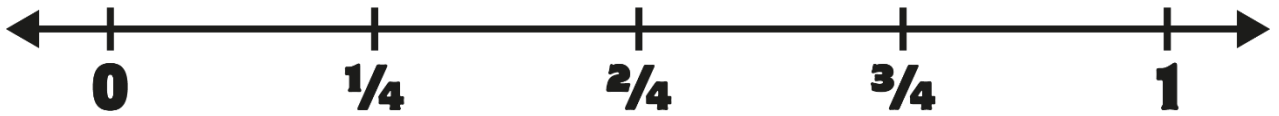
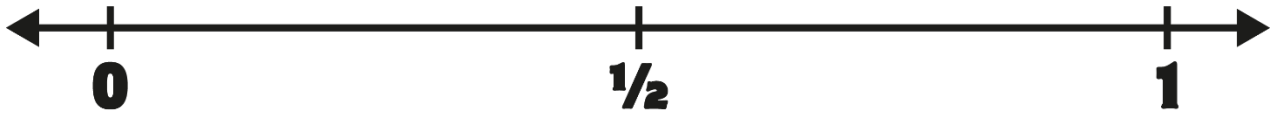
The number lines can also be used to multiply fractions and divide fractions and whole numbers.

Laminate the number lines so the students can use expo markers to reuse them over and over.

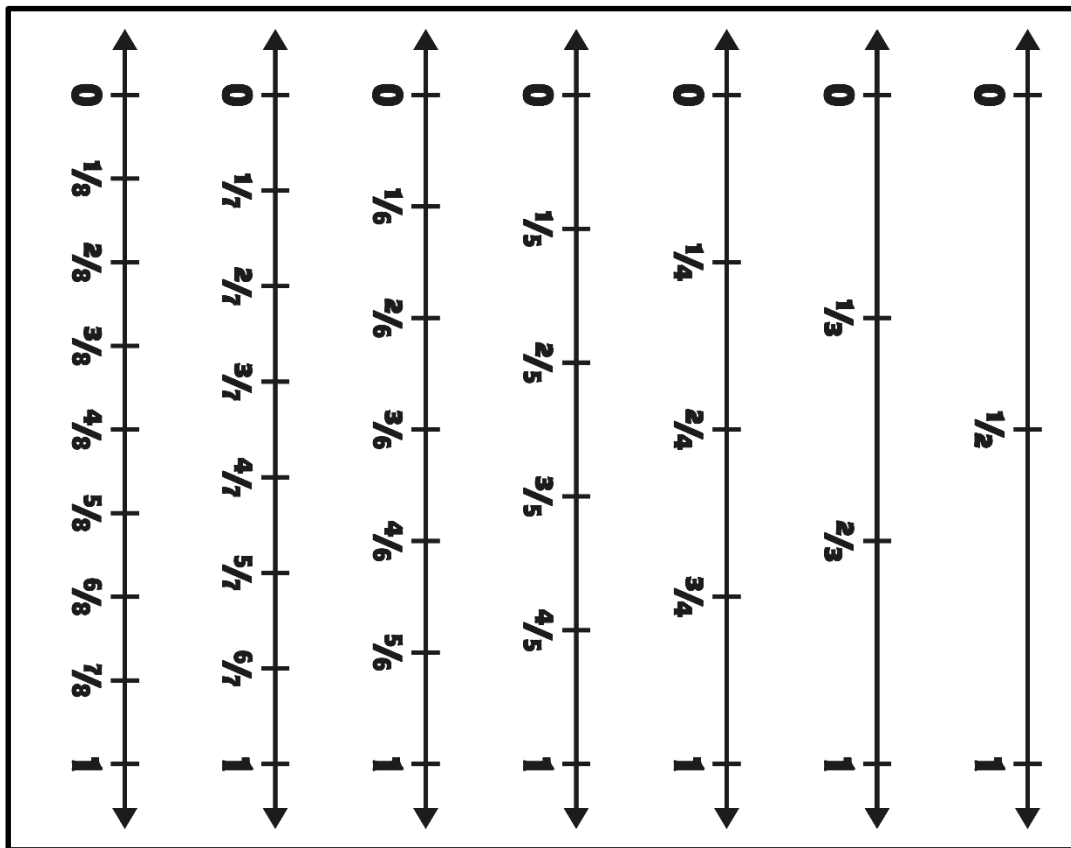
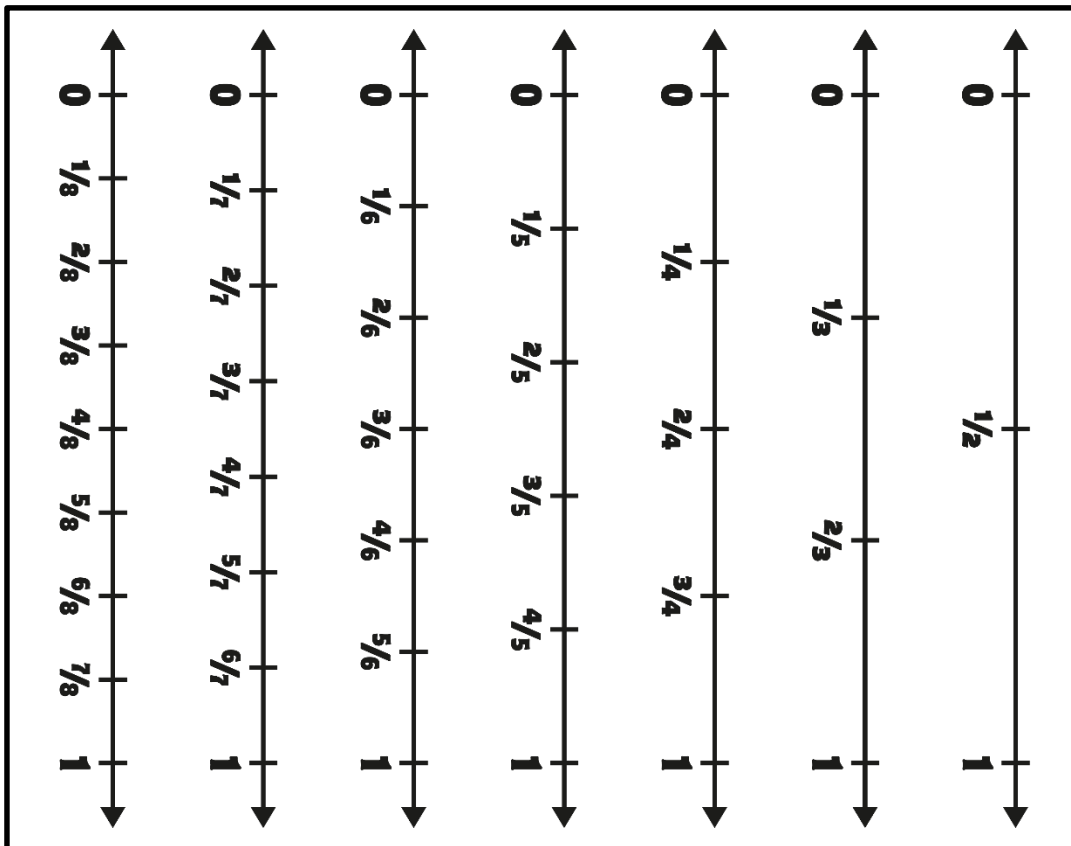
Manipulatives: Blank Number Lines



Manipulatives: Fraction Number Lines





Manipulatives: Fraction Number Lines



Blank Decimal Models

Use these to have students shade decimals, convert tenths to hundredths and vice versa, and solve all four operations involving decimals.

Manipulatives: Blank Decimal Models

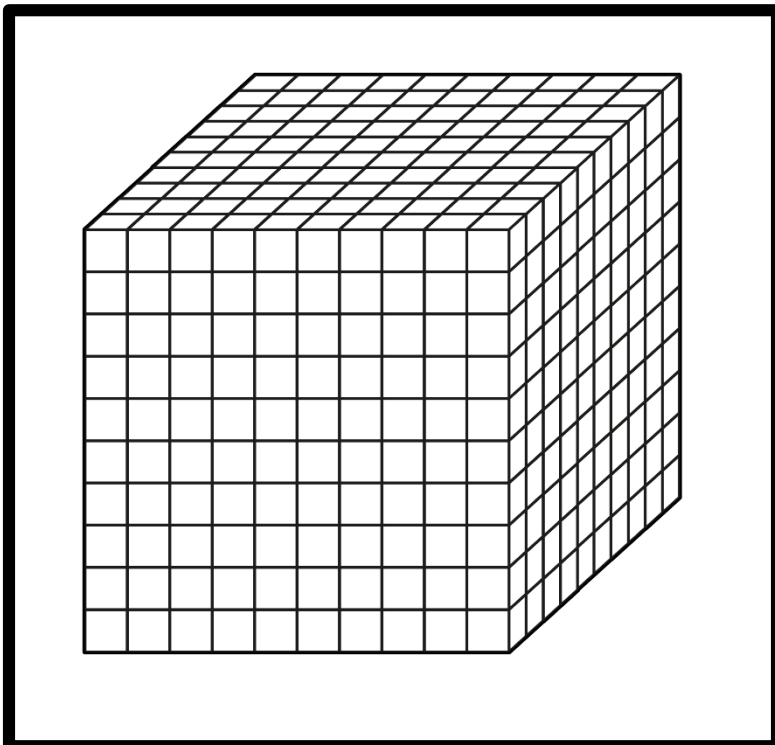
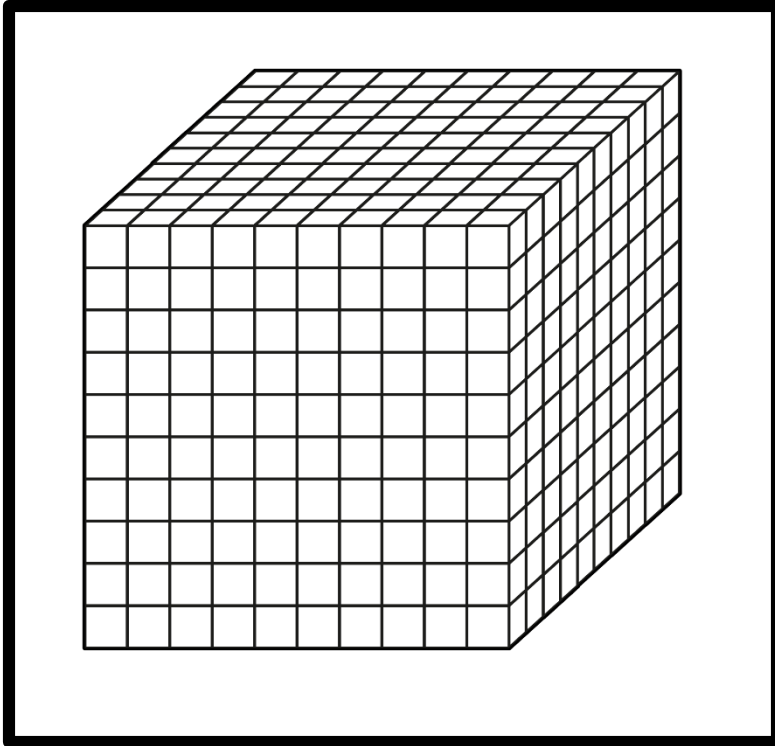


Base Ten Blocks

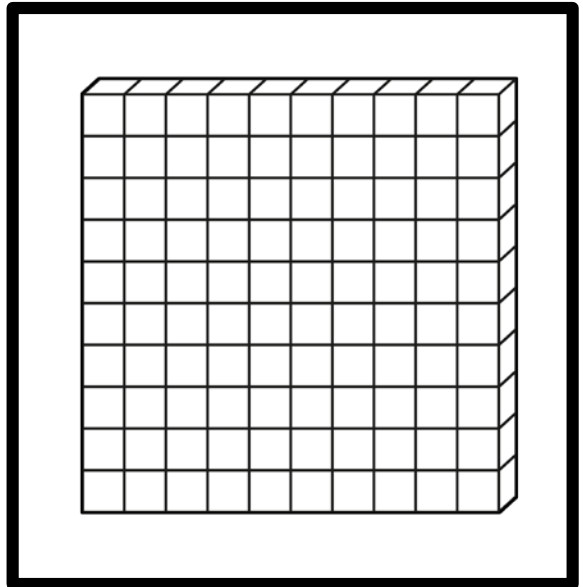
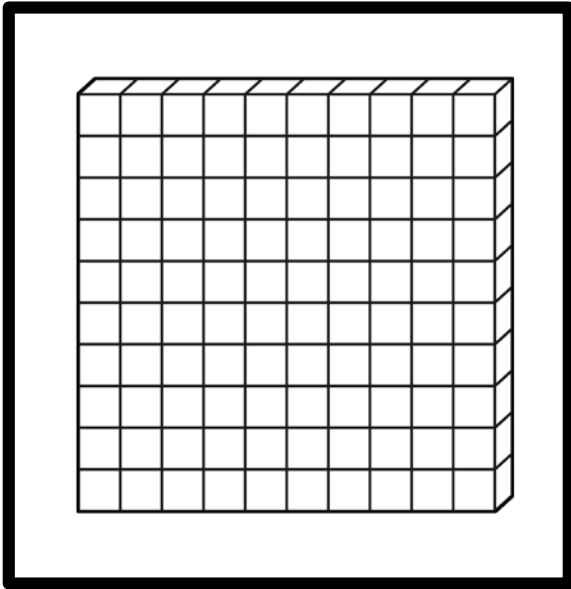
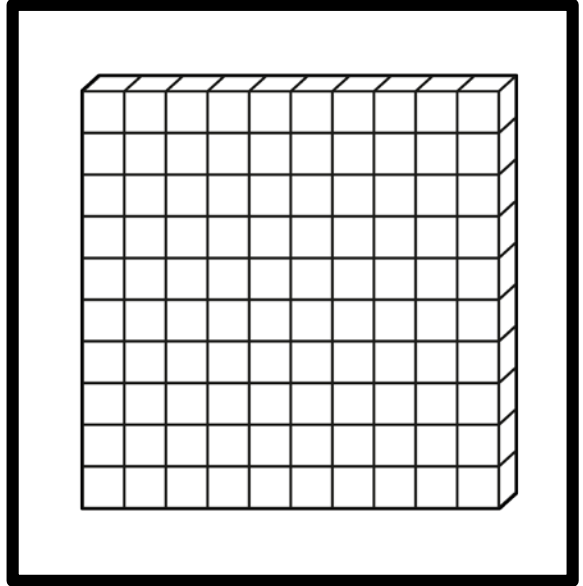
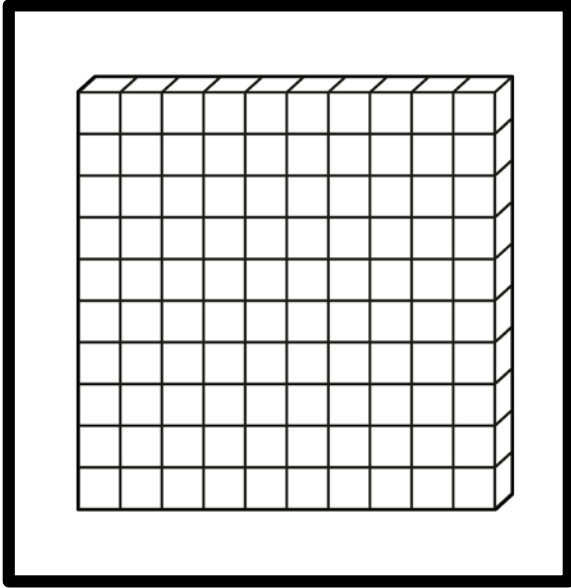
Use these to have students build and compare whole numbers and decimals and review place value.

They can also be used to divide and multiply whole numbers using models.

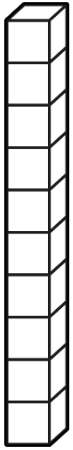
Base Ten Blocks



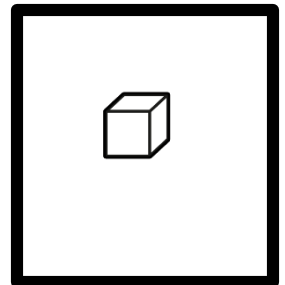
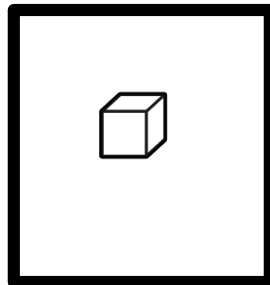
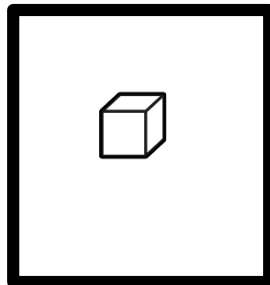
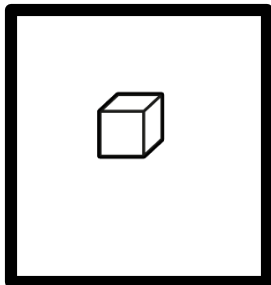
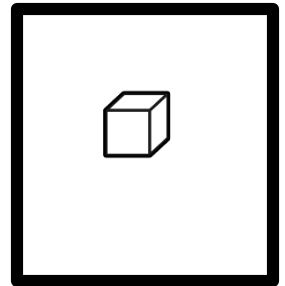
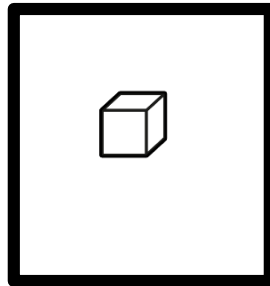
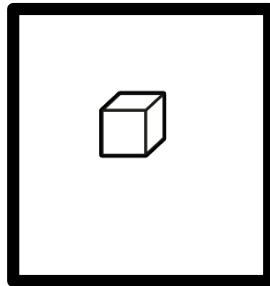
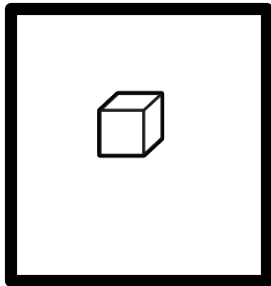
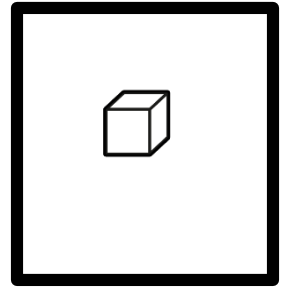
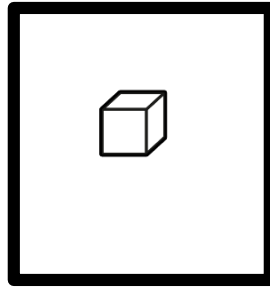
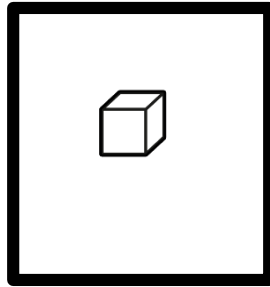
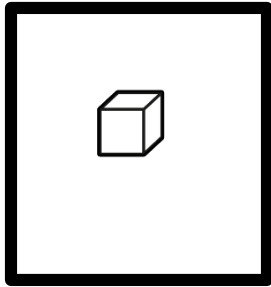
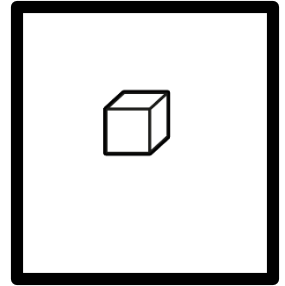
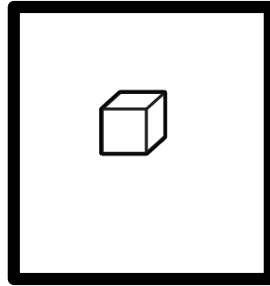
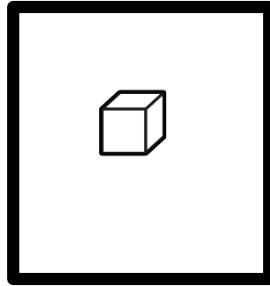
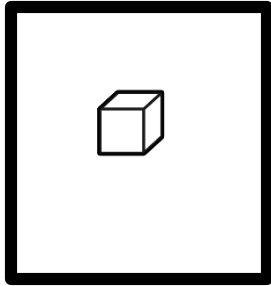
Base Ten Blocks



Base Ten Blocks



Base Ten Blocks

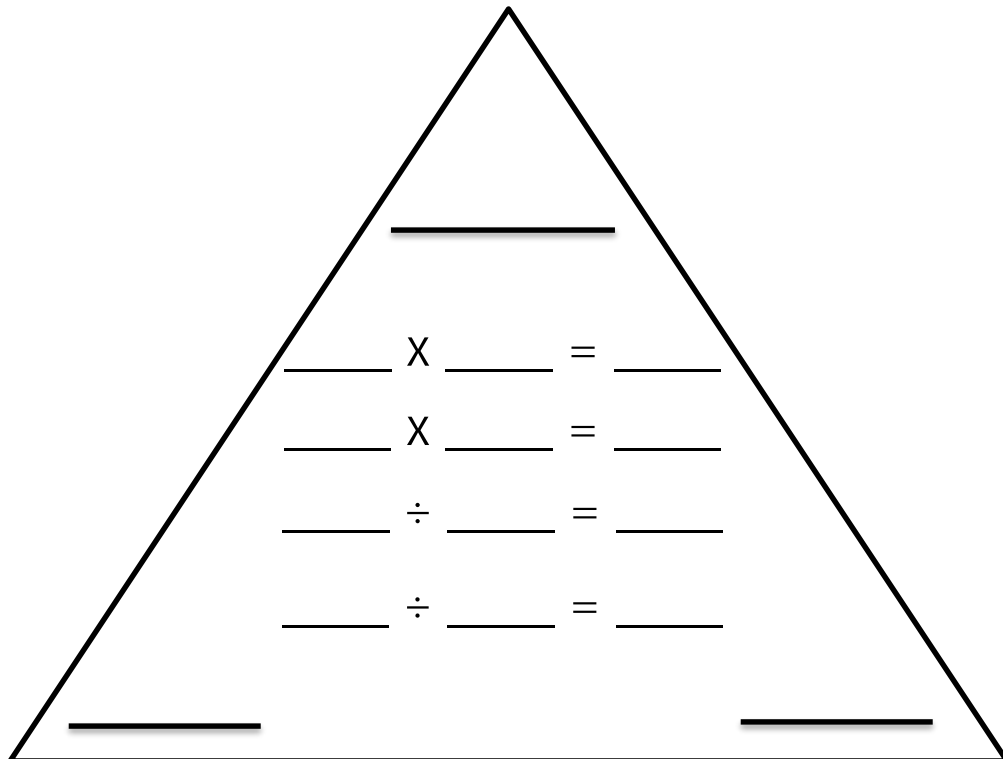
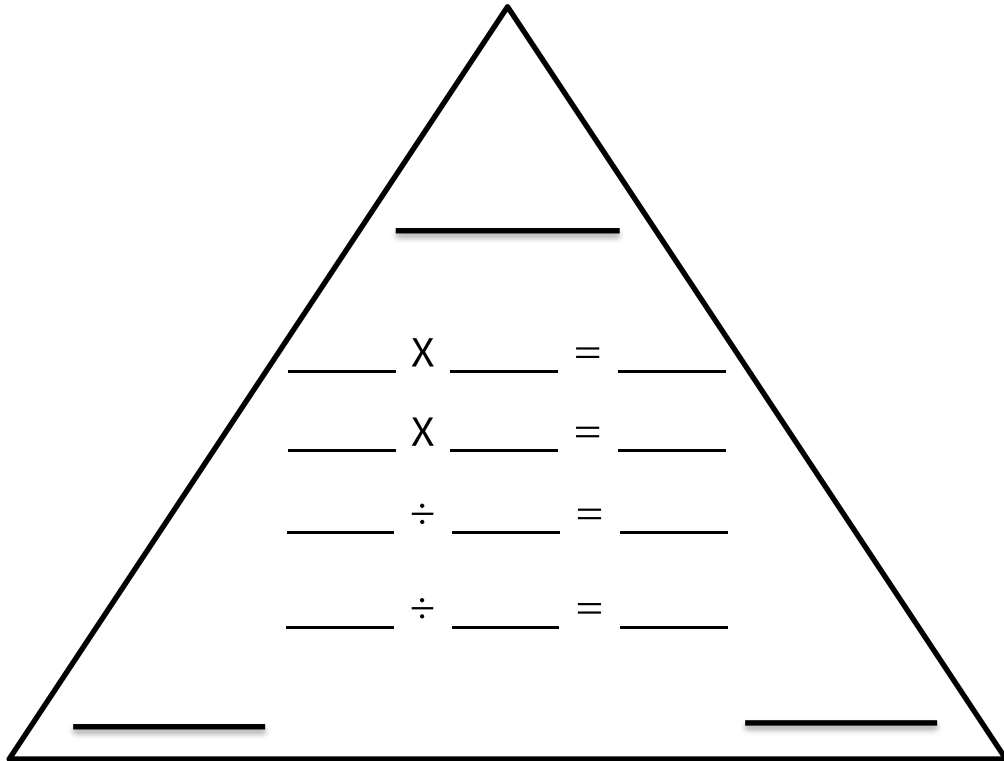


Fact Triangles

Use these to help your students see the connection between multiplication and division and to understand the commutative property of multiplication.

You can present a multiplication problem, a division problem, or the three numbers and have the students complete the fact triangle.

Fact Triangles



Fact Charts

Use these to have students quickly find products and quotients while working on more complex grade-level work.

Fact Charts

X	0	1	2	3	4	5	6	7	8	9
0	0	0	0	0	0	0	0	0	0	0
1	0	1	2	3	4	5	6	7	8	9
2	0	2	4	6	8	10	12	14	16	18
3	0	3	6	9	12	15	18	21	24	27
4	0	4	8	12	16	20	24	28	32	36
5	0	5	10	15	20	25	30	35	40	45
6	0	6	12	18	24	30	36	42	48	54
7	0	7	14	21	28	35	42	49	56	63
8	0	8	16	24	32	40	48	56	64	72
9	0	9	18	27	36	45	54	63	72	81

X	0	1	2	3	4	5	6	7	8	9
0	0	0	0	0	0	0	0	0	0	0
1	0	1	2	3	4	5	6	7	8	9
2	0	2	4	6	8	10	12	14	16	18
3	0	3	6	9	12	15	18	21	24	27
4	0	4	8	12	16	20	24	28	32	36
5	0	5	10	15	20	25	30	35	40	45
6	0	6	12	18	24	30	36	42	48	54
7	0	7	14	21	28	35	42	49	56	63
8	0	8	16	24	32	40	48	56	64	72
9	0	9	18	27	36	45	54	63	72	81

Place Value Charts

Use these place value charts to help your students while writing numbers, rounding numbers, and remembering place value.

Place Value Charts

millions	Say "million"	hundred thousands	ten thousands	thousands	Say "thousand"	hundreds	tens	ones	Say "and"	tenths	hundredths	thousandths
2	,	7	8	1	,	0	3	4	.	9	5	6

millions	Say "million"	hundred thousands	ten thousands	thousands	Say "thousand"	hundreds	tens	ones	Say "and"	tenths	hundredths	thousandths
2	,	7	8	1	,	0	3	4	.	9	5	6

millions	Say "million"	hundred thousands	ten thousands	thousands	Say "thousand"	hundreds	tens	ones	Say "and"	tenths	hundredths	thousandths
2	,	7	8	1	,	0	3	4	.	9	5	6

Measurement Conversions

These simple charts can be used by the students when they are converting measurements.

Measurement Conversions

Standard Conversions

Length

1 mile = 1,760 yards
1 mile = 5,280 feet
1 yard = 3 feet
1 foot = 12 inches

Capacity

1 gallon = 4 quarts
1 quart = 2 pints
1 pint = 2 cups
1 cup = 8 fluid ounces

Weight

1 ton = 2,000 pounds
1 pound = 16 ounces

Metric Conversions

Length

1 kilometer = 1,000 meters
1 meter = 100 centimeters
1 centimeter = 10 millimeters

Capacity

1 liter = 1,000 milliliters

Mass

1 kilogram = 1,000 grams
1 grams = 1,000 milligrams






Shape Posters




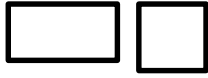

Use the Quadrilaterals Poster to review, help the students when answering true or false questions about quadrilaterals, or for help when creating hierarchies.






The other shape posters can be used for activities, such as...

- Find a shape with a right angle.
- Find an isosceles triangle.
- Find a hexagon.

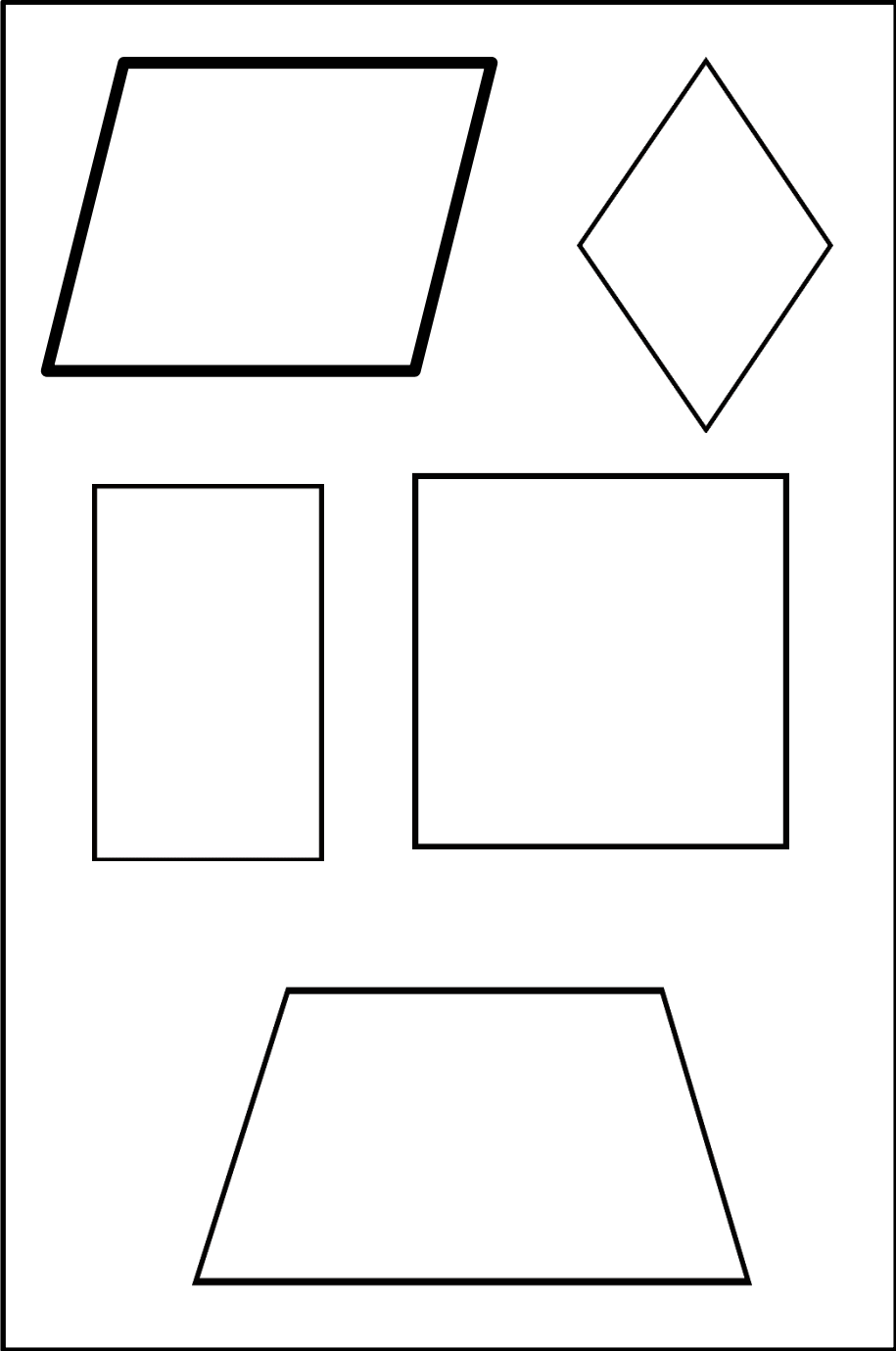
Quadrilaterals

trapezoid	only one pair of parallel sides	
parallelogram	two pairs of parallel sides	
rhombus	two pairs of parallel sides and all equal sides	
rectangle	two pairs of parallel sides, four right angles, and opposite equal sides	
square	two pairs of parallel sides, four right angles, and all equal sides	


trapezoid	only one pair of parallel sides	
parallelogram	two pairs of parallel sides	
rhombus	two pairs of parallel sides and all equal sides	
rectangle	two pairs of parallel sides, four right angles, and opposite equal sides	
square	two pairs of parallel sides, four right angles, and all equal sides	

trapezoid	only one pair of parallel sides	
parallelogram	two pairs of parallel sides	
rhombus	two pairs of parallel sides and all equal sides	
rectangle	two pairs of parallel sides, four right angles, and opposite equal sides	
square	two pairs of parallel sides, four right angles, and all equal sides	

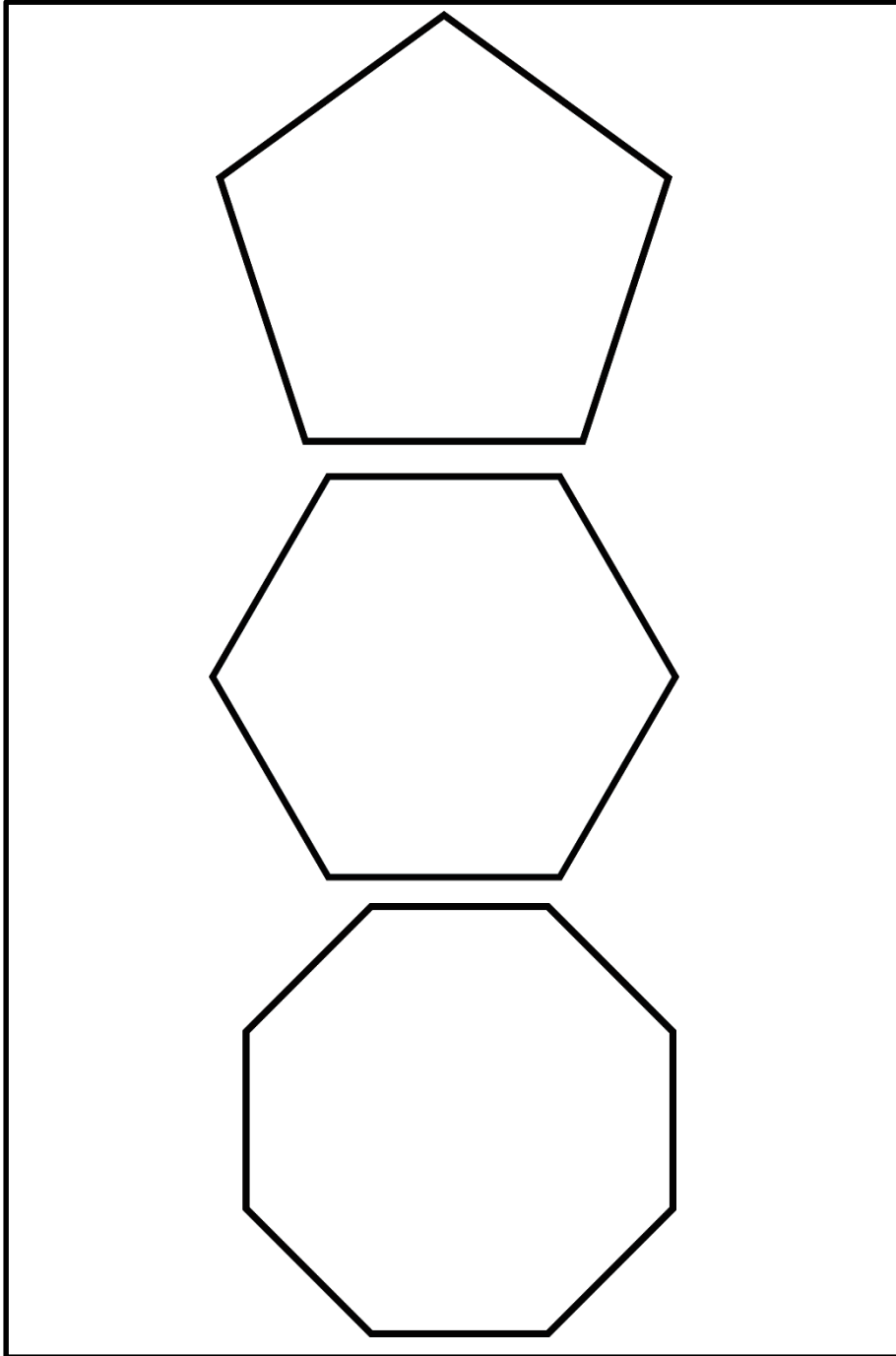
2-D Shapes: Quadrilaterals



2-D Shapes: Triangles



2-D Shapes: Other Polygons



This resource may be printed and photocopied for single classroom use. It may not be put on the Internet, sold, or distributed in any form. Check out my store for more resources for 3rd-5th grade.



Follow my blog for updates and freebies.



Thanks!
Jennifer Findley

