



Jennifer Findley

4TH-5TH GRADE

**ST. PATRICK'S
DAY
THEMED**

*Writing Prompts,
Planning Pages, and
Publishing Pages*

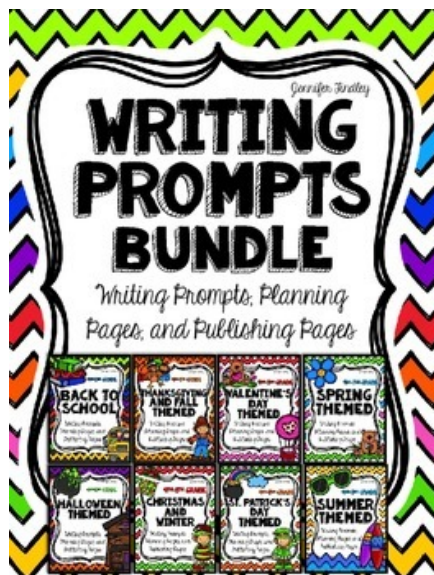



About this FREEBIE

This freebie contains four writing prompts, two planning pages, and one publishing page from a larger set that includes more variety and 21 prompts. To see the full set, click on the image below.



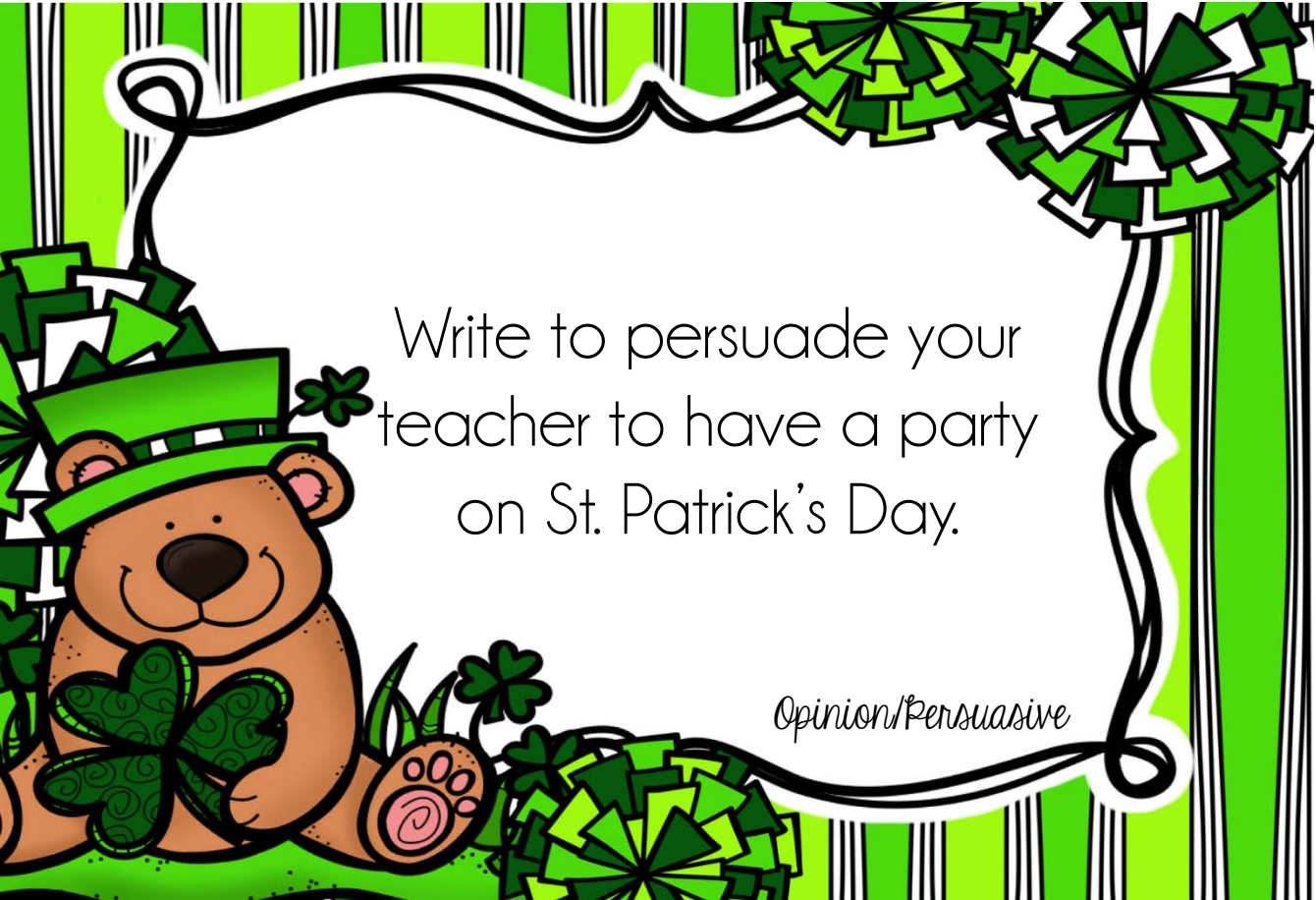
To see a bundle of writing prompts that covers all major holidays and seasons, click on the image below.





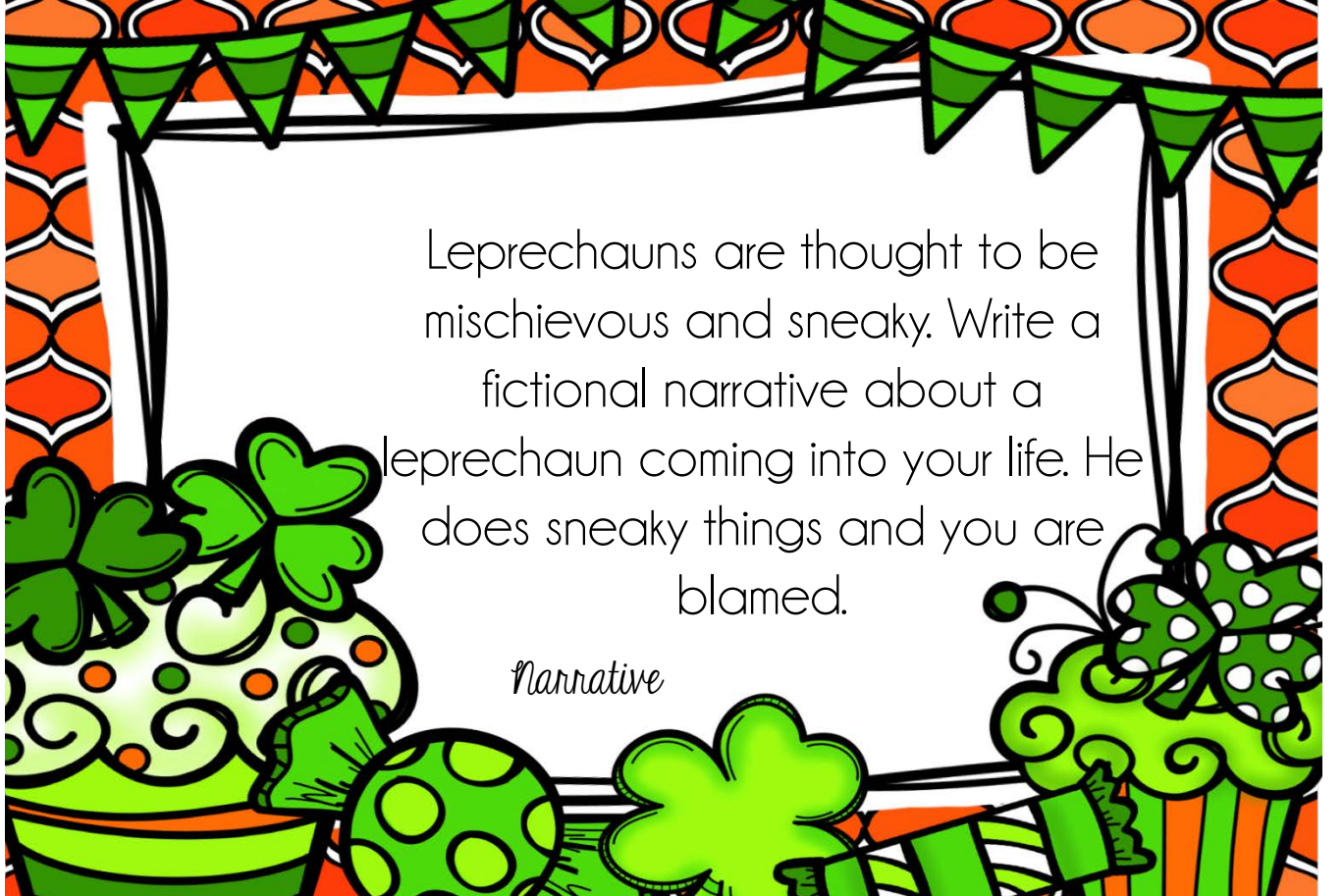
Write a letter persuading a leprechaun to visit your classroom on St. Patrick's Day.

Opinion/Persuasive




Write to persuade your teacher to have a party on St. Patrick's Day.

Opinion/Persuasive

A festive St. Patrick's Day party scene. At the top, a string of green triangular bunting hangs against a background of orange and white patterned curtains. In the center, a white rectangular frame contains text. To the left of the frame is a large green shamrock, and to the right is a green gift box with white polka dots and a green ribbon. Below the frame, there are more green shamrocks and a green gift box with white polka dots.

Leprechauns are thought to be mischievous and sneaky. Write a fictional narrative about a leprechaun coming into your life. He does sneaky things and you are blamed.

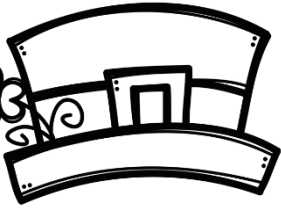
Narrative

A cartoon illustration of a leprechaun on the left side of the page. He has a large orange beard, a green hat with a gold buckle, and a green jacket with white polka dots. He is holding a large black pot filled with gold coins. Above him, a string of green bunting with shamrock patterns hangs across the top. The background features orange and white striped curtains. A white rectangular frame on the right side of the page contains text.

Write a fictional narrative from the point of view of a leprechaun who has been caught by a human.

Narrative

Narrative Planning



Name _____ Date: _____

Directions: Use the organizer to plan your writing ideas before you begin.


Characters: Who will your main characters be? Will you have any minor characters?

Problem: What will be the conflict, challenge or problem in your story?

Solution: How will you solve the problem? Will it be solved?

Transition Words: What transition words will you use to organize your story?

Word Choice: What words will you use to make your writing better?



Opinion Planning

Name _____ Date: _____

Directions: Use the organizer to plan your writing ideas before you begin.


Position Statement

Reason

Reason

Reason

Nod to the Other Side



This resource was created by Jennifer Findley.

- It **may** be printed and photocopied for single classroom use.
- It **may** be placed on secure learning management systems or platforms such as Canvas and Google Classroom.

- It **may not** be put on the open, searchable, unsecure Internet, sold, or distributed in any other form.
- It **may not** be added to the Canvas Commons and shared with other teachers.

Check out my store for more resources for grades 3-5.



Follow my blog for updates and freebies.

www.JenniferFindley.com

Thanks!

Jennifer Findley

