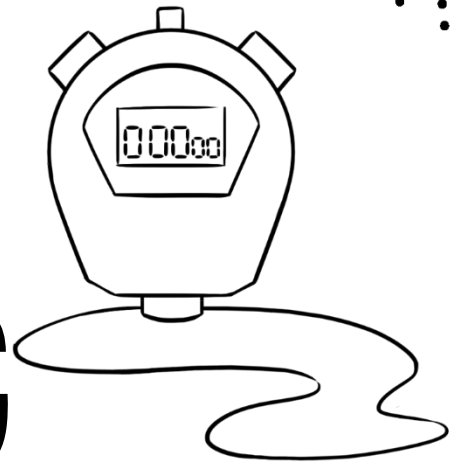
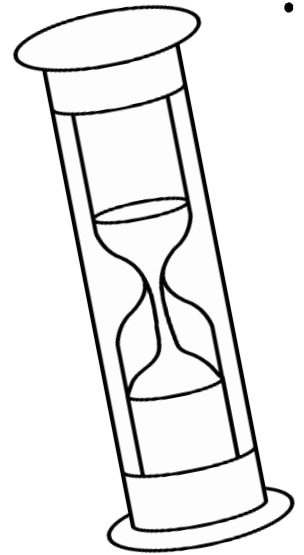


SPEED ANSWERING



1. Read the passage and discuss it with your group.
2. Read the question and discuss what the question is asking.
3. Spend one minute writing the answer to the question.
4. Switch papers with your team.
5. Read what your teammate wrote and then continue answering the question for another minute.
6. Repeat steps 4-5 until the question is completely answered.
7. Return the paper to the original student to make sure:
 - the question is completely answered.
 - there is sufficient evidence to support the answer and it is explained appropriately.
8. Repeat steps 2-7 until all the questions have been answered.

SPEED ANSWERING



1. Read the passage and discuss it with your group.
2. Read the question and discuss what the question is asking.
3. Turn the sand timer over and start writing the answer to the question until the sand stops.
4. Switch papers with your team.
5. Read what your teammate wrote and then continue answering the question for another turns of the sand timer.
6. Repeat steps 4-5 until the question is completely answered.
7. Return the paper to the original student to make sure:
 - the question is completely answered.
 - there is sufficient evidence to support the answer, and it is explained appropriately.
8. Repeat steps 2-7 until all the questions have been answered.

This resource was created by Jennifer Findley. It may be printed and photocopied for single classroom use. It may not be put on the Internet, sold, or distributed in any form. Check out my store for more resources that are common core aligned.





Follow my blog for updates and freebies.



Thanks!
Jennifer Findley

[Digital Classroom Clipart](#)



<http://www.teachersnotebook.com/shop/Zip-a-Dee-Doa-DahDesigns>