










The students use what they know about multiplication, addition, subtraction and division to solve for the missing numbers.

For example, using problem A of the Christmas puzzles:

Christmas Math Puzzle (A)










| | |
|---|--|
|  ×  = 9 |  <input style="width: 40px; height: 30px;" type="text"/> |
|  +  = 12 |  <input style="width: 40px; height: 30px;" type="text"/> |
|  ÷  +  = | <input style="width: 80px; height: 50px;" type="text"/> |

1. reindeer x reindeer = 9, so the reindeer would have to be 3 because $3 \times 3 = 9$.

2. reindeer + bulb = 12, we already know that the reindeer = 3, so the bulb would have to be 9 because $3 + 9 = 12$.


3. bulb / reindeer + reindeer, the answer is $9 / 3 + 3 = 6$

Those are the answers shown on the answer key:
3 (reindeer), 9 (bulb), 6 (answer to the final problem)


| | | | | |
|---|---|---|--|---|
|  | Name: _____ | | | |
| | Christmas Math and Logic Cards | | | ANSWER KEY |
| | A | B | C | D |
| |  3 |  2 |  4 |  5 |
| |  9 |  7 |  12 |  6 |
| | <input style="width: 40px; height: 40px;" type="text" value="6"/> | <input style="width: 40px; height: 40px;" type="text" value="21"/> | <input style="width: 40px; height: 40px;" type="text" value="148"/> | <input style="width: 40px; height: 40px;" type="text" value="41"/> |

Back to School Math Puzzle (A)


$$\text{Apple} \times \text{Apple} = 144$$



$$17 - \text{Apple} = \text{School Bus}$$




$$\text{School Bus} \div \text{School Bus} + \text{Apple} =$$



Back to School Math Puzzle (B)


$$\text{Stack of 5 Books} \times \text{Stack of 5 Books} = 81$$



$$\text{Stack of 5 Books} - \text{Notepad} = 5$$




$$\text{Notepad} \times \text{Notepad} + \text{Stack of 5 Books} =$$




Back to School Math Puzzle (C)

$$\text{Pencil} \times \text{Pencil} = 36$$




$$\text{Chair} + \text{Pencil} = 9$$




$$\text{Chair} \times \text{Pencil} + \text{Pencil} = \square$$

Back to School Math Puzzle (D)

$$\text{Glue} + \text{Glue} + \text{Glue} = 21$$



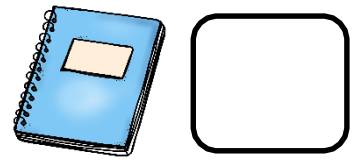
$$88 \div \text{Scissors} = 11$$




$$\text{Glue} \times \text{Scissors} + \text{Scissors} = \square$$

Back to School Math Puzzle (E)

$$\text{Notebook} \times \text{Notebook} = 64$$



$$\text{Lunchbox} \times \text{Lunchbox} = 121$$



$$\text{Notebook} \times \text{Lunchbox} + \text{Lunchbox} = \square$$

Back to School Math Puzzle (F)

$$\text{School} \times \text{School} = 81$$







$$\text{Crayons} + \text{School} = 16$$







$$\text{School} \times \text{School} + \text{Crayons} = \square$$

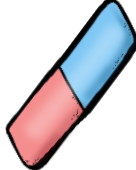
Back to School Math Puzzle (G)

 ×  = 9



 +  = 13



 ×  +  =










Back to School Math Puzzle (H)

 ×  = 16

 ÷ 3 = 


 ×  +  =






Back to School Math Puzzle (I)

$$\text{Scissors} \times \text{Scissors} = 25$$




$$\text{Scissors} + \text{School Bus} = 11$$

$$\text{School Bus} \times \text{School Bus} + \text{Scissors} = \square$$




Back to School Math Puzzle (J)


$$\text{Cup} + \text{Cup} + \text{Cup} = 21$$



$$\text{Cup} - \text{Boy} = 4$$





$$\text{Cup} \times \text{Boy} + \text{Cup} = \square$$





Back to School Math Puzzle (K)




$$\text{Notebook} \times \text{Notebook} = 12$$

 \times  = 12

$$\text{Notebook} - 6 = \text{Backpack}$$


 - 6 = 

$$\text{Backpack} \times \text{Notebook} + \text{Notebook} = \square$$

 \times  +  =

Back to School Math Puzzle (L)




$$\text{Crayon} + \text{Crayon} + \text{Crayon} = 12$$

 +  +  = 12

$$\text{Briefcase} - 2 = \text{Crayon}$$

 - 2 = 

$$\text{Briefcase} \times \text{Briefcase} + \text{Crayon} = \square$$

 \times  +  =

Back to School Math Puzzle (M)

$$\text{Crayon} + \text{Crayon} + \text{Crayon} = 30$$

$$\text{Crayon} = \square$$

$$\text{School Bus} \times \text{Crayon} = 70$$

$$\text{School Bus} = \square$$

$$\text{Crayon} \times \text{School Bus} + \text{School Bus} = \square$$

Back to School Math Puzzle (N)

$$\text{Notebook} \times \text{Notebook} = q$$

$$\text{Notebook} = \square$$

$$\text{Notebook} \times \text{Child} = 24$$

$$\text{Child} = \square$$

$$\text{Child} \times \text{Notebook} + \text{Child} = \square$$

Back to School Math Puzzle (O)

$$\text{Boy} + \text{Boy} = 18$$

$$\text{Boy} = \square$$

$$\text{Boy} - \text{Crayon} = 4$$

$$\text{Crayon} = \square$$

$$\text{Boy} \times \text{Boy} + \text{Crayon} = \square$$

Back to School Math Puzzle (P)

$$\text{Girl} \times \text{Girl} = 36$$

$$\text{Girl} = \square$$

$$\text{Girl} - \text{Crayon} = 4$$

$$\text{Crayon} = \square$$

$$\text{Crayon} \times \text{Girl} + \text{Crayon} = \square$$


Back to School

Name: _____


Math and Logic Cards

Back to School


A




B




C




D




E




F




G




H




I




J




K




L




M




N



O



P
















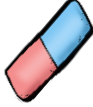


















Back to School

Name: _____

Math and Logic Cards

ANSWER KEY

Back to School

| | | | | | |
|---|--|---|---|--|--|
| <p>A</p>  <p>12</p>  <p>5</p> <p>13</p> | <p>B</p>  <p>4</p>  <p>9</p> <p>25</p> | <p>C</p>  <p>6</p>  <p>3</p> <p>24</p> | <p>D</p>  <p>7</p>  <p>8</p> <p>64</p> | | |
| <p>E</p>  <p>8</p>  <p>11</p> <p>99</p> | <p>F</p>  <p>9</p>  <p>7</p> <p>88</p> | <p>G</p>  <p>10</p>  <p>3</p> <p>33</p> | <p>H</p>  <p>4</p>  <p>12</p> <p>148</p> | <p>I</p>  <p>5</p>  <p>6</p> <p>41</p> | <p>J</p>  <p>7</p>  <p>3</p> <p>28</p> |
| <p>K</p>  <p>11</p>  <p>5</p> <p>66</p> | <p>L</p>  <p>4</p>  <p>6</p> <p>40</p> | <p>M</p>  <p>10</p>  <p>7</p> <p>77</p> | <p>N</p>  <p>3</p>  <p>8</p> <p>32</p> | <p>O</p>  <p>9</p>  <p>5</p> <p>86</p> | <p>P</p>  <p>6</p>  <p>2</p> <p>14</p> |

This resource was created by Jennifer Findley, LLC.

- It **may** be printed and photocopied for single classroom use.
- It **may** be placed on secure learning management systems or platforms such as Canvas and Google Classroom. It may **NOT** be put in the Canvas Commons.
- It **may not** be put on the open, searchable, unsecure Internet, sold, or distributed in any other form.

Check out my store for more resources for grades 3-5.



Follow my blog for strategies, freebies, and teaching ideas.

www.JenniferFindley.com

