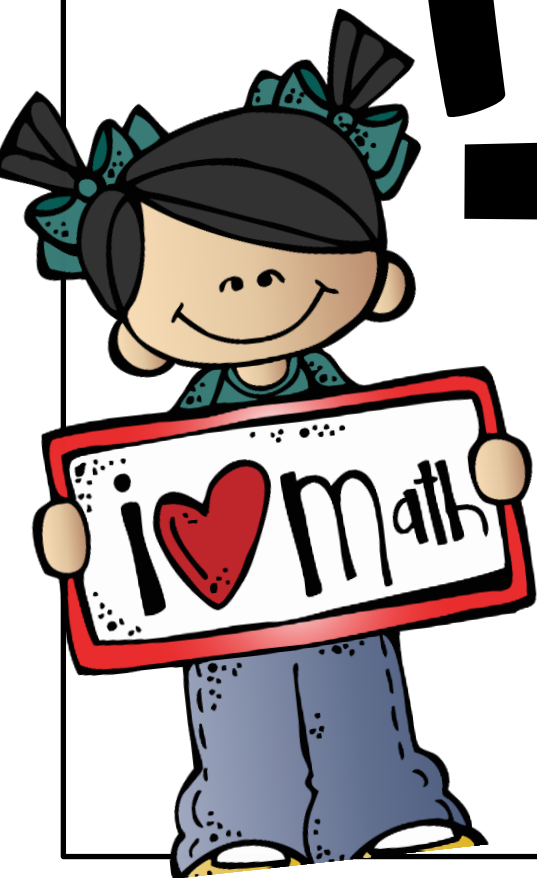




MATH


Tools



Math TOOLS



MATH Tools



This page contains the label for the top of the main storage [container](#).

The following page contains labels for the smaller [containers](#). The next pages are a variety of charts and supply lists that you can use in your won toolkits.

The containers used for these toolkits can be purchased from Amazon by clicking [here](#).

MATH

Tools



This page contains the label for the top of the main storage [container](#).

The following page contains labels for the smaller [containers](#). The next pages are a variety of charts and supply lists that you can use in your won toolkits.

The containers used for these toolkits can be purchased from Amazon by clicking [here](#).



**MATH
Tools**







**MATH
Tools**



**MATH
Tools**




**MATH
Tools**





**MATH
Tools**

WUM



**MATH
Tools**

WUM



**MATH
Tools**

WUM



**MATH
Tools**

WUM

**BLACK AND
WHITE
VERSIONS**

Math Supplies

- » Use the **highlighter** to highlight important information in word problems.
- » Use the **eraser** because mistakes happen in math (and we learn from them!).
- » Use **sticky notes** when you need to redo a problem or want to work out a problem in a different way.
- » Use the **dice** and **game pieces** when you are playing a math game.
- » Use the **dry erase marker** and **eraser** when using marker boards or laminated games.
- » Use the **charts** to help you remember the math skills you have learned.

Math Supplies

- » Use the **highlighter** to highlight important information in word problems.
- » Use the **eraser** because mistakes happen in math (and we learn from them!).
- » Use **sticky notes** when you need to redo a problem or want to work out a problem in a different way.
- » Use the **dice** and **game pieces** when you are playing a math game.
- » Use the **dry erase marker** and **eraser** when using marker boards or laminated games.
- » Use the **charts** to help you remember the math skills you have learned.

Math Supplies

- » Use the **highlighter** to highlight important information in word problems.
- » Use the **eraser** because mistakes happen in math (and we learn from them!).
- » Use **sticky notes** when you need to redo a problem or want to work out a problem in a different way.
- » Use the **dice** and **game pieces** when you are playing a math game.
- » Use the **dry erase marker** and **eraser** when using marker boards or laminated games.
- » Use the **charts** to help you remember the math skills you have learned.

Math Supplies

- » Use the **highlighter** to highlight important information in word problems.
- » Use the **eraser** because mistakes happen in math (and we learn from them!).
- » Use **sticky notes** when you need to redo a problem or want to work out a problem in a different way.
- » Use the **dice** and **game pieces** when you are playing a math game.
- » Use the **dry erase marker** and **eraser** when using marker boards or laminated games.
- » Use the **charts** to help you remember the math skills you have learned.

Math Supplies

- » Use the **highlighter** to highlight important information in word problems.
- » Use the **eraser** because mistakes happen in math (and we learn from them!).
- » Use **sticky notes** when you need to redo a problem or want to work out a problem in a different way.
- » Use the **dice** and **game pieces** when you are playing a math game.
- » Use the **dry erase marker** and **eraser** when using marker boards or laminated games.
- » Use the **charts** to help you remember the math skills you have learned.

Math Supplies

- » Use the **highlighter** to highlight important information in word problems.
- » Use the **eraser** because mistakes happen in math (and we learn from them!).
- » Use **sticky notes** when you need to redo a problem or want to work out a problem in a different way.
- » Use the **dice** and **game pieces** when you are playing a math game.
- » Use the **dry erase marker** and **eraser** when using marker boards or laminated games.
- » Use the **charts** to help you remember the math skills you have learned.

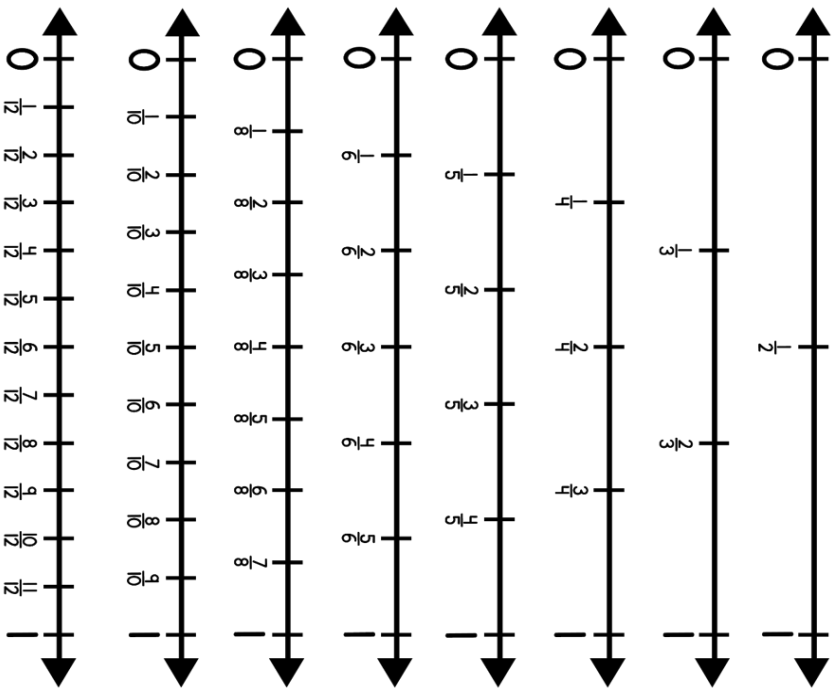
Math Supplies

- » Use the **highlighter** to highlight important information in word problems.
- » Use the **eraser** because mistakes happen in math (and we learn from them!).
- » Use **sticky notes** when you need to redo a problem or want to work out a problem in a different way.
- » Use the **dice** and **game pieces** when you are playing a math game.
- » Use the **dry erase marker** and **eraser** when using marker boards or laminated games.
- » Use the **charts** to help you remember the math skills you have learned.

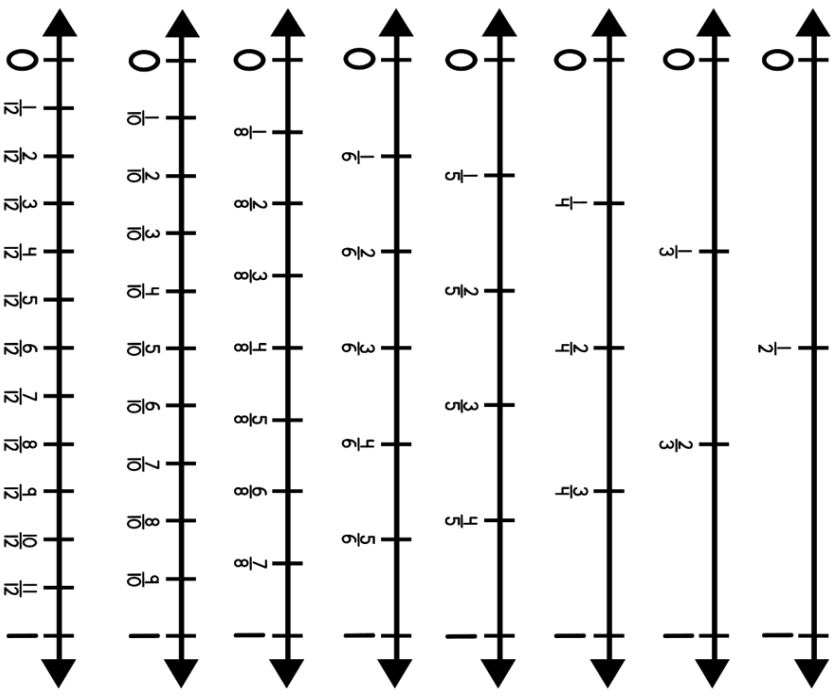
Math Supplies

- » Use the **highlighter** to highlight important information in word problems.
- » Use the **eraser** because mistakes happen in math (and we learn from them!).
- » Use **sticky notes** when you need to redo a problem or want to work out a problem in a different way.
- » Use the **dice** and **game pieces** when you are playing a math game.
- » Use the **dry erase marker** and **eraser** when using marker boards or laminated games.
- » Use the **charts** to help you remember the math skills you have learned.

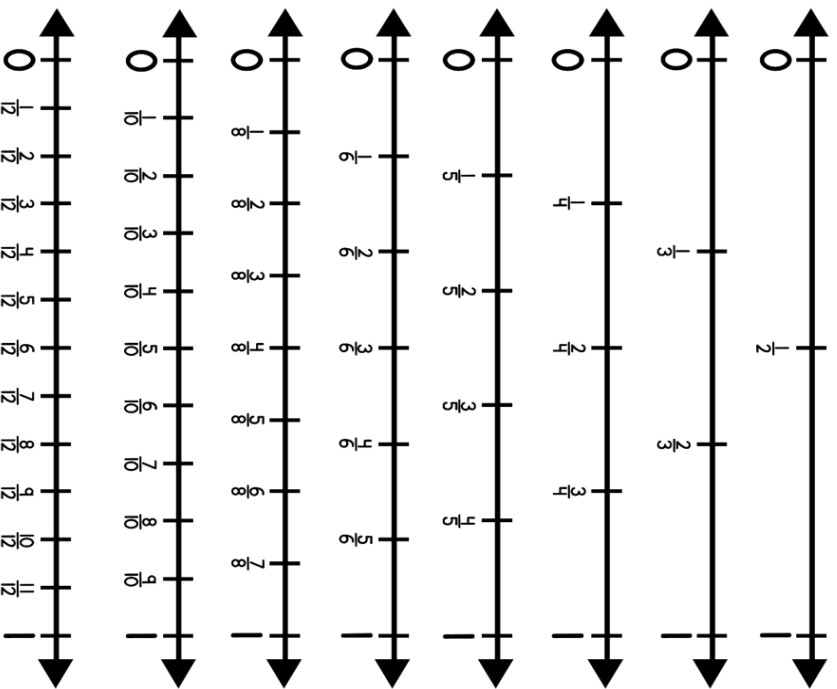
Fraction Number Line



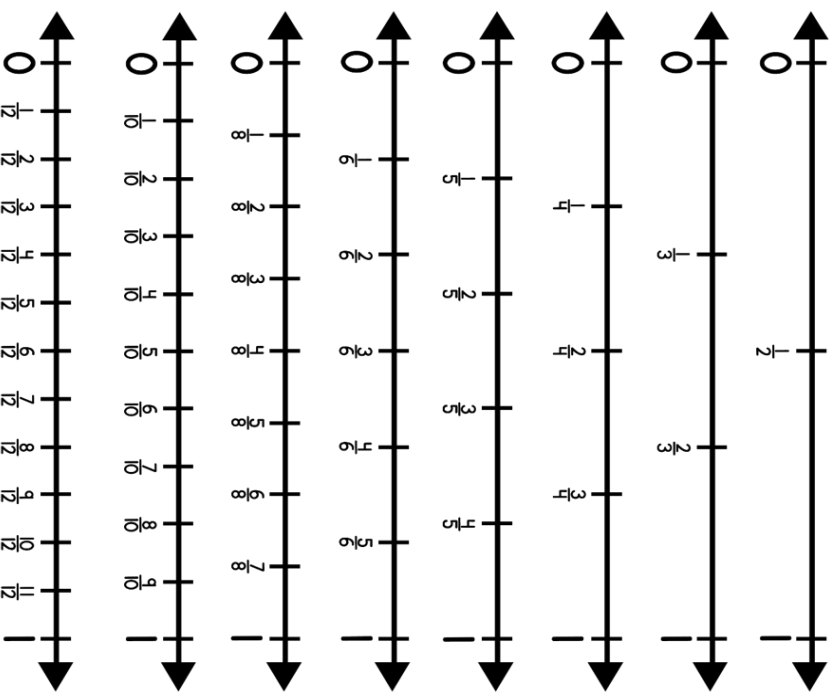
Fraction Number Line



Fraction Number Line



Fraction Number Line



X	0	1	2	3	4	5	6	7	8	9
0	0	0	0	0	0	0	0	0	0	0
1	0	1	2	3	4	5	6	7	8	9
2	0	2	4	6	8	10	12	14	16	18
3	0	3	6	9	12	15	18	21	24	27
4	0	4	8	12	16	20	24	28	32	36
5	0	5	10	15	20	25	30	35	40	45
6	0	6	12	18	24	30	36	42	48	54
7	0	7	14	21	28	35	42	49	56	63
8	0	8	16	24	32	40	48	56	64	72
9	0	9	18	27	36	45	54	63	72	81

X	0	1	2	3	4	5	6	7	8	9
0	0	0	0	0	0	0	0	0	0	0
1	0	1	2	3	4	5	6	7	8	9
2	0	2	4	6	8	10	12	14	16	18
3	0	3	6	9	12	15	18	21	24	27
4	0	4	8	12	16	20	24	28	32	36
5	0	5	10	15	20	25	30	35	40	45
6	0	6	12	18	24	30	36	42	48	54
7	0	7	14	21	28	35	42	49	56	63
8	0	8	16	24	32	40	48	56	64	72
9	0	9	18	27	36	45	54	63	72	81

X	0	1	2	3	4	5	6	7	8	9
0	0	0	0	0	0	0	0	0	0	0
1	0	1	2	3	4	5	6	7	8	9
2	0	2	4	6	8	10	12	14	16	18
3	0	3	6	9	12	15	18	21	24	27
4	0	4	8	12	16	20	24	28	32	36
5	0	5	10	15	20	25	30	35	40	45
6	0	6	12	18	24	30	36	42	48	54
7	0	7	14	21	28	35	42	49	56	63
8	0	8	16	24	32	40	48	56	64	72
9	0	9	18	27	36	45	54	63	72	81

X	0	1	2	3	4	5	6	7	8	9
0	0	0	0	0	0	0	0	0	0	0
1	0	1	2	3	4	5	6	7	8	9
2	0	2	4	6	8	10	12	14	16	18
3	0	3	6	9	12	15	18	21	24	27
4	0	4	8	12	16	20	24	28	32	36
5	0	5	10	15	20	25	30	35	40	45
6	0	6	12	18	24	30	36	42	48	54
7	0	7	14	21	28	35	42	49	56	63
8	0	8	16	24	32	40	48	56	64	72
9	0	9	18	27	36	45	54	63	72	81

1	2	3	4	5	6	7	8	9	10
11	12	13	14	15	16	17	18	19	20
21	22	23	24	25	26	27	28	29	30
31	32	33	34	35	36	37	38	39	40
41	42	43	44	45	46	47	48	49	50
51	52	53	54	55	56	57	58	59	60
61	62	63	64	65	66	67	68	69	70
71	72	73	74	75	76	77	78	79	80
81	82	83	84	85	86	87	88	89	90
91	92	93	94	95	96	97	98	99	100

1	2	3	4	5	6	7	8	9	10
11	12	13	14	15	16	17	18	19	20
21	22	23	24	25	26	27	28	29	30
31	32	33	34	35	36	37	38	39	40
41	42	43	44	45	46	47	48	49	50
51	52	53	54	55	56	57	58	59	60
61	62	63	64	65	66	67	68	69	70
71	72	73	74	75	76	77	78	79	80
81	82	83	84	85	86	87	88	89	90
91	92	93	94	95	96	97	98	99	100

1	2	3	4	5	6	7	8	9	10
11	12	13	14	15	16	17	18	19	20
21	22	23	24	25	26	27	28	29	30
31	32	33	34	35	36	37	38	39	40
41	42	43	44	45	46	47	48	49	50
51	52	53	54	55	56	57	58	59	60
61	62	63	64	65	66	67	68	69	70
71	72	73	74	75	76	77	78	79	80
81	82	83	84	85	86	87	88	89	90
91	92	93	94	95	96	97	98	99	100

1	2	3	4	5	6	7	8	9	10
11	12	13	14	15	16	17	18	19	20
21	22	23	24	25	26	27	28	29	30
31	32	33	34	35	36	37	38	39	40
41	42	43	44	45	46	47	48	49	50
51	52	53	54	55	56	57	58	59	60
61	62	63	64	65	66	67	68	69	70
71	72	73	74	75	76	77	78	79	80
81	82	83	84	85	86	87	88	89	90
91	92	93	94	95	96	97	98	99	100

WHOLE NUMBERS

Place Value Chart

millions	Say "million"	hundred thousands	ten thousands	thousands	Say "thousand"	hundreds	tens	ones
2	,	7	8	1	,	6	3	4

two million, seven hundred eighty-one thousand, six hundred thirty-four

WHOLE NUMBERS

Place Value Chart

millions	Say "million"	hundred thousands	ten thousands	thousands	Say "thousand"	hundreds	tens	ones
2	,	7	8	1	,	6	3	4

two million, seven hundred eighty-one thousand, six hundred thirty-four

WHOLE NUMBERS

Place Value Chart

millions	Say "million"	hundred thousands	ten thousands	thousands	Say "thousand"	hundreds	tens	ones
2	,	7	8	1	,	6	3	4

two million, seven hundred eighty-one thousand, six hundred thirty-four

WHOLE NUMBERS

Place Value Chart

millions	Say "million"	hundred thousands	ten thousands	thousands	Say "thousand"	hundreds	tens	ones
2	,	7	8	1	,	6	3	4

two million, seven hundred eighty-one thousand, six hundred thirty-four

WITH DECIMALS

Place Value Chart

thousands	Say "thousand"	hundreds	tens	ones	Say "and"	tenths	hundredths	thousandths
1	,	2	3	4	.	9	5	6

one thousand, two hundred thirty-one and nine hundred fifty-six thousandths

WITH DECIMALS

Place Value Chart

thousands	Say "thousand"	hundreds	tens	ones	Say "and"	tenths	hundredths	thousandths
1	,	2	3	4	.	9	5	6

one thousand, two hundred thirty-one and nine hundred fifty-six thousandths

WITH DECIMALS

Place Value Chart

thousands	Say "thousand"	hundreds	tens	ones	Say "and"	tenths	hundredths	thousandths
1	,	2	3	4	.	9	5	6

one thousand, two hundred thirty-one and nine hundred fifty-six thousandths

WITH DECIMALS

Place Value Chart

thousands	Say "thousand"	hundreds	tens	ones	Say "and"	tenths	hundredths	thousandths
1	,	2	3	4	.	9	5	6

one thousand, two hundred thirty-one and nine hundred fifty-six thousandths

Place Value Chart

millions												
	Say "million"											
		hundred thousands										
			ten thousands									
				thousands								
					Say "thousand"							
						hundreds						
							tens					
								ones				
									Say "and"			
										tenths		
											hundredths	
												thousandths
2	,	7	8	1	,	0	3	4	.	9	5	6

Place Value Chart

millions												
	Say "million"											
		hundred thousands										
			ten thousands									
				thousands								
					Say "thousand"							
						hundreds						
							tens					
								ones				
									Say "and"			
										tenths		
											hundredths	
												thousandths
2	,	7	8	1	,	0	3	4	.	9	5	6

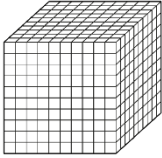
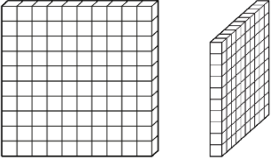
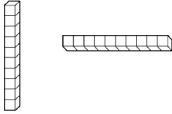

Place Value Chart

millions												
	Say "million"											
		hundred thousands										
			ten thousands									
				thousands								
					Say "thousand"							
						hundreds						
							tens					
								ones				
									Say "and"			
										tenths		
											hundredths	
												thousandths
2	,	7	8	1	,	0	3	4	.	9	5	6

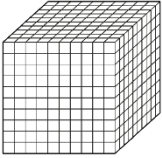
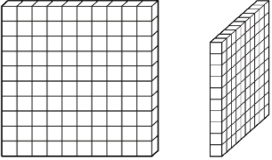
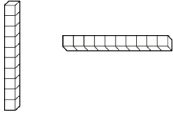

Place Value Chart

millions												
	Say "million"											
		hundred thousands										
			ten thousands									
				thousands								
					Say "thousand"							
						hundreds						
							tens					
								ones				
									Say "and"			
										tenths		
											hundredths	
												thousandths
2	,	7	8	1	,	0	3	4	.	9	5	6

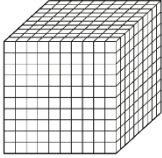
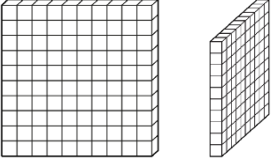
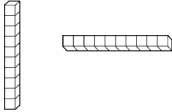

Whole Number Models

Thousands	
Hundreds	
Tens	
Ones	

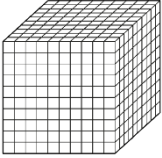
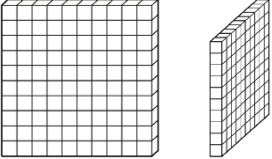
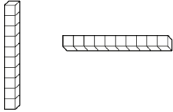

Whole Number Models

Thousands	
Hundreds	
Tens	
Ones	


Whole Number Models

Thousands	
Hundreds	
Tens	
Ones	


Whole Number Models

Thousands	
Hundreds	
Tens	
Ones	


Decimal Models



- One Whole
- 1
- \$1
- Equal to 10 tenths
- Equal to 100 hundredths




- One Tenth
- 0.1
- \$0.10
- 1/10 of a whole
- Equal to 10 hundredths




- One Hundredth
- 0.01
- \$0.01
- 1/100 of a whole
- Equal to 10 thousandths


Decimal Models



- One Whole
- 1
- \$1
- Equal to 10 tenths
- Equal to 100 hundredths




- One Tenth
- 0.1
- \$0.10
- 1/10 of a whole
- Equal to 10 hundredths




- One Hundredth
- 0.01
- \$0.01
- 1/100 of a whole
- Equal to 10 thousandths


Decimal Models



- One Whole
- 1
- \$1
- Equal to 10 tenths
- Equal to 100 hundredths




- One Tenth
- 0.1
- \$0.10
- 1/10 of a whole
- Equal to 10 hundredths




- One Hundredth
- 0.01
- \$0.01
- 1/100 of a whole
- Equal to 10 thousandths


Decimal Models



- One Whole
- 1
- \$1
- Equal to 10 tenths
- Equal to 100 hundredths




- One Tenth
- 0.1
- \$0.10
- 1/10 of a whole
- Equal to 10 hundredths



- One Hundredth
- 0.01
- \$0.01
- 1/100 of a whole
- Equal to 10 thousandths

Number Forms


MODEL REPRESENTATION



BASE TEN NUMERAL	NUMBER NAME	EXPANDED FORM
1.57	One and fifty-seven hundredths	$1 \times 1 + 5 \times \frac{1}{10} + 7 \times \frac{1}{100}$

Number Forms


MODEL REPRESENTATION



BASE TEN NUMERAL	NUMBER NAME	EXPANDED FORM
1.57	One and fifty-seven hundredths	$1 \times 1 + 5 \times \frac{1}{10} + 7 \times \frac{1}{100}$

Number Forms


MODEL REPRESENTATION



BASE TEN NUMERAL	NUMBER NAME	EXPANDED FORM
1.57	One and fifty-seven hundredths	$1 \times 1 + 5 \times \frac{1}{10} + 7 \times \frac{1}{100}$

Number Forms

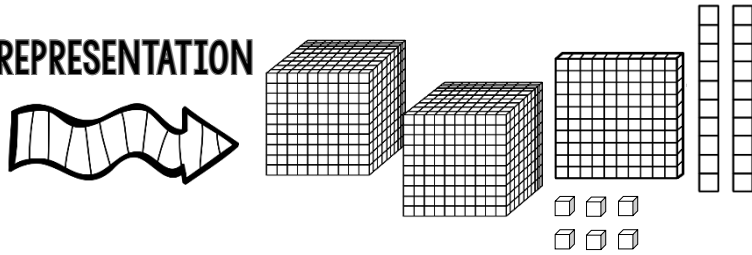
MODEL REPRESENTATION



BASE TEN NUMERAL	NUMBER NAME	EXPANDED FORM
1.57	One and fifty-seven hundredths	$1 \times 1 + 5 \times \frac{1}{10} + 7 \times \frac{1}{100}$

Number Forms

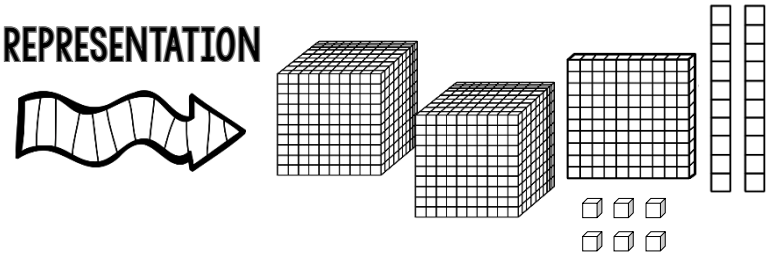
MODEL REPRESENTATION



BASE TEN NUMERAL	NUMBER NAME	EXPANDED FORM
2,126	Two thousand, one hundred twenty-six	$2,000 + 100 + 20 + 6$

Number Forms

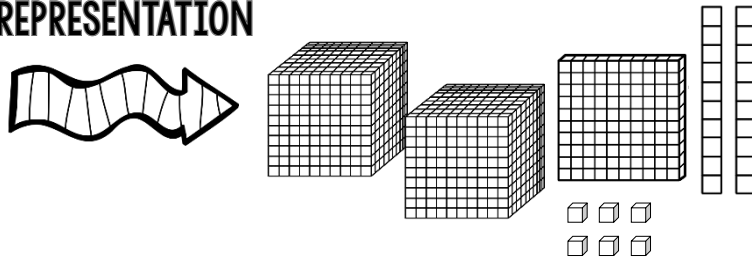
MODEL REPRESENTATION



BASE TEN NUMERAL	NUMBER NAME	EXPANDED FORM
2,126	Two thousand, one hundred twenty-six	$2,000 + 100 + 20 + 6$

Number Forms

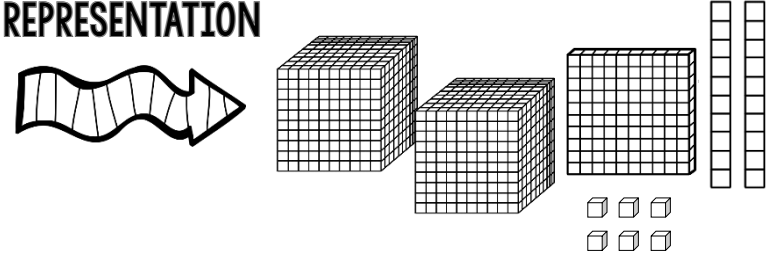
MODEL REPRESENTATION



BASE TEN NUMERAL	NUMBER NAME	EXPANDED FORM
2,126	Two thousand, one hundred twenty-six	$2,000 + 100 + 20 + 6$





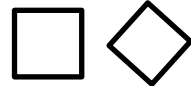
Number Forms

MODEL REPRESENTATION





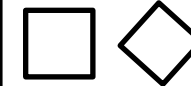


BASE TEN NUMERAL	NUMBER NAME	EXPANDED FORM
2,126	Two thousand, one hundred twenty-six	$2,000 + 100 + 20 + 6$






Quadrilaterals

trapezoid	only one pair of parallel sides	
parallelogram	two pairs of parallel sides	
rhombus	two pairs of parallel sides and all equal sides	
rectangle	two pairs of parallel sides, four right angles, and opposite equal sides	
square	two pairs of parallel sides, four right angles, and all equal sides	





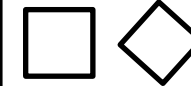
Quadrilaterals

trapezoid	only one pair of parallel sides	
parallelogram	two pairs of parallel sides	
rhombus	two pairs of parallel sides and all equal sides	
rectangle	two pairs of parallel sides, four right angles, and opposite equal sides	
square	two pairs of parallel sides, four right angles, and all equal sides	

Quadrilaterals

trapezoid	only one pair of parallel sides	
parallelogram	two pairs of parallel sides	
rhombus	two pairs of parallel sides and all equal sides	
rectangle	two pairs of parallel sides, four right angles, and opposite equal sides	
square	two pairs of parallel sides, four right angles, and all equal sides	

Quadrilaterals

trapezoid	only one pair of parallel sides	
parallelogram	two pairs of parallel sides	
rhombus	two pairs of parallel sides and all equal sides	
rectangle	two pairs of parallel sides, four right angles, and opposite equal sides	
square	two pairs of parallel sides, four right angles, and all equal sides	

Time

1 Year = 12 Months

1 Year = 52 Weeks

1 Year = 365 Days

1 Week = 7 Days

1 Day = 24 Hours

1 Hour = 60 Minutes

1 Minute = 60 Seconds

Time

1 Year = 12 Months

1 Year = 52 Weeks

1 Year = 365 Days

1 Week = 7 Days

1 Day = 24 Hours

1 Hour = 60 Minutes

1 Minute = 60 Seconds

Time

1 Year = 12 Months

1 Year = 52 Weeks

1 Year = 365 Days

1 Week = 7 Days

1 Day = 24 Hours

1 Hour = 60 Minutes

1 Minute = 60 Seconds

Time

1 Year = 12 Months

1 Year = 52 Weeks

1 Year = 365 Days

1 Week = 7 Days

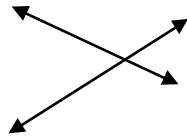
1 Day = 24 Hours

1 Hour = 60 Minutes

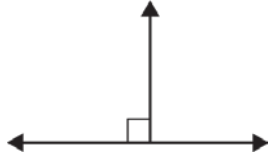
1 Minute = 60 Seconds

Lines

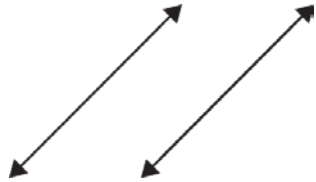
Intersecting Lines:
lines that cross at a point



Perpendicular Lines: lines that intersect to form right angles

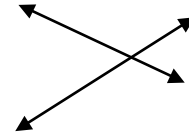


Parallel Lines: lines that are the same distance apart and will never intersect



Lines

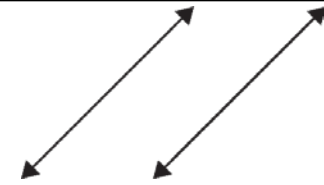
Intersecting Lines:
lines that cross at a point



Perpendicular Lines: lines that intersect to form right angles

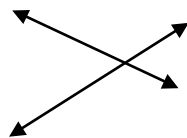


Parallel Lines: lines that are the same distance apart and will never intersect

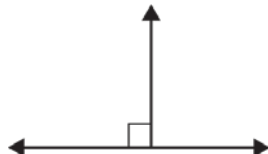


Lines

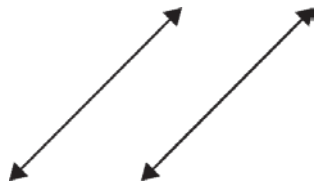
Intersecting Lines:
lines that cross at a point



Perpendicular Lines: lines that intersect to form right angles

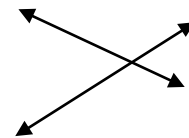


Parallel Lines: lines that are the same distance apart and will never intersect

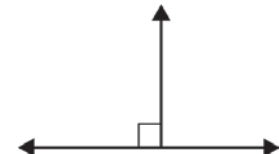


Lines

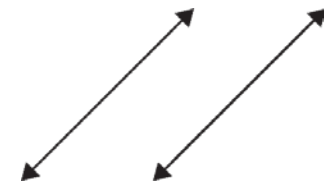
Intersecting Lines:
lines that cross at a point



Perpendicular Lines: lines that intersect to form right angles

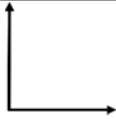


Parallel Lines: lines that are the same distance apart and will never intersect



Angles

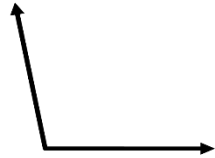
Right Angles: measure exactly 90 degrees



Acute Angles: measure less than 90 degrees



Obtuse Angles: measure greater than 90 degrees and less than 180 degrees.

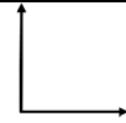


Straight Angles: measure exactly 180 degrees



Angles

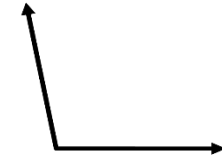
Right Angles: measure exactly 90 degrees



Acute Angles: measure less than 90 degrees



Obtuse Angles: measure greater than 90 degrees and less than 180 degrees.

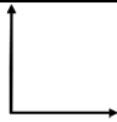


Straight Angles: measure exactly 180 degrees



Angles

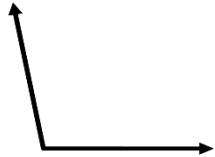
Right Angles: measure exactly 90 degrees



Acute Angles: measure less than 90 degrees



Obtuse Angles: measure greater than 90 degrees and less than 180 degrees.



Straight Angles: measure exactly 180 degrees



Angles

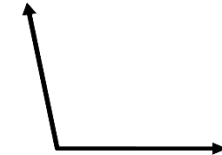
Right Angles: measure exactly 90 degrees



Acute Angles: measure less than 90 degrees



Obtuse Angles: measure greater than 90 degrees and less than 180 degrees.



Straight Angles: measure exactly 180 degrees



Customary Conversions

Length	Capacity
1 mile = 1,760 yards 1 mile = 5,280 feet 1 yard = 3 feet 1 foot = 12 inches	1 gallon = 4 quarts 1 quart = 2 pints 1 pint = 2 cups 1 cup = 8 fluid ounces
Weight	
1 ton = 2,000 pounds 1 pound = 16 ounces	

Customary Conversions

Length	Capacity
1 mile = 1,760 yards 1 mile = 5,280 feet 1 yard = 3 feet 1 foot = 12 inches	1 gallon = 4 quarts 1 quart = 2 pints 1 pint = 2 cups 1 cup = 8 fluid ounces
Weight	
1 ton = 2,000 pounds 1 pound = 16 ounces	

Customary Conversions

Length	Capacity
1 mile = 1,760 yards 1 mile = 5,280 feet 1 yard = 3 feet 1 foot = 12 inches	1 gallon = 4 quarts 1 quart = 2 pints 1 pint = 2 cups 1 cup = 8 fluid ounces
Weight	
1 ton = 2,000 pounds 1 pound = 16 ounces	

Customary Conversions

Length	Capacity
1 mile = 1,760 yards 1 mile = 5,280 feet 1 yard = 3 feet 1 foot = 12 inches	1 gallon = 4 quarts 1 quart = 2 pints 1 pint = 2 cups 1 cup = 8 fluid ounces
Weight	
1 ton = 2,000 pounds 1 pound = 16 ounces	

Metric Conversions

Length

1 kilometer = 1,000 meters
1 meter = 100 centimeters
1 centimeter = 10 millimeters

Capacity

1 liter = 1,000 milliliters

Mass

1 kilogram = 1,000 grams
1 gram = 1,000 milligrams

Metric Conversions

Length

1 kilometer = 1,000 meters
1 meter = 100 centimeters
1 centimeter = 10 millimeters

Capacity

1 liter = 1,000 milliliters

Mass

1 kilogram = 1,000 grams
1 gram = 1,000 milligrams

Metric Conversions

Length

1 kilometer = 1,000 meters
1 meter = 100 centimeters
1 centimeter = 10 millimeters

Capacity

1 liter = 1,000 milliliters

Mass

1 kilogram = 1,000 grams
1 gram = 1,000 milligrams

Metric Conversions

Length

1 kilometer = 1,000 meters
1 meter = 100 centimeters
1 centimeter = 10 millimeters

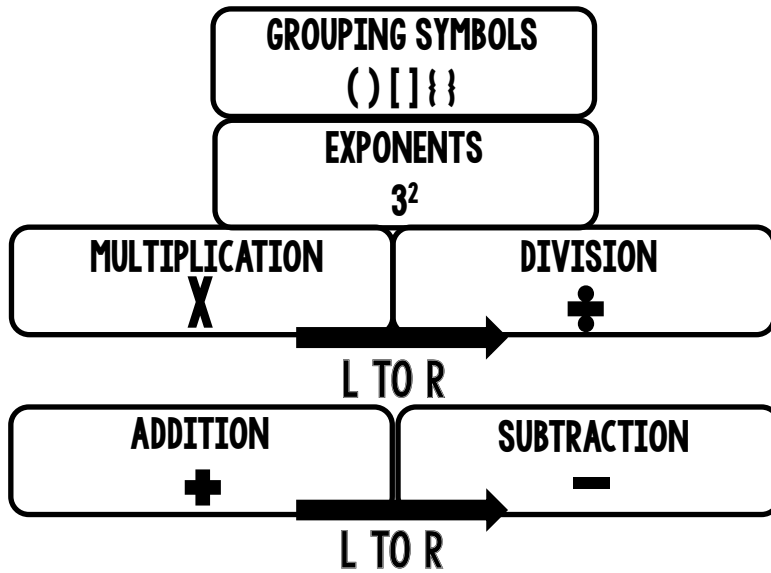
Capacity

1 liter = 1,000 milliliters

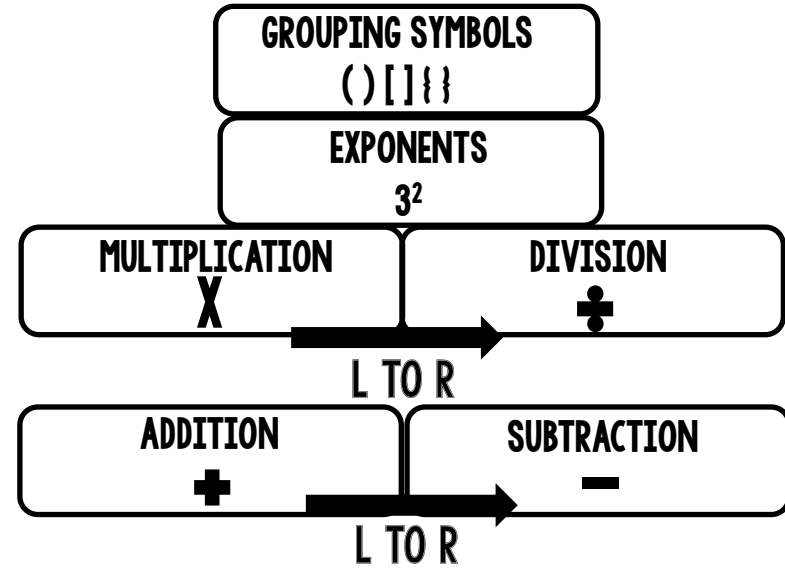
Mass

1 kilogram = 1,000 grams
1 gram = 1,000 milligrams

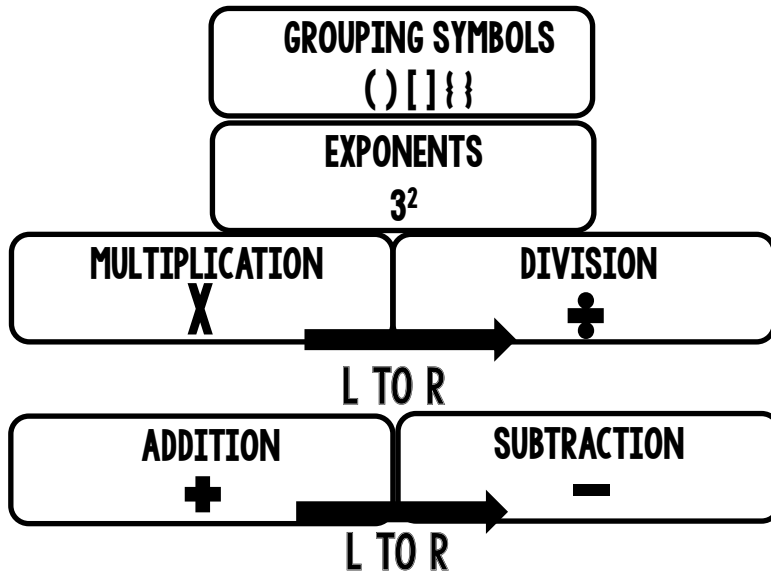
Order of Operations



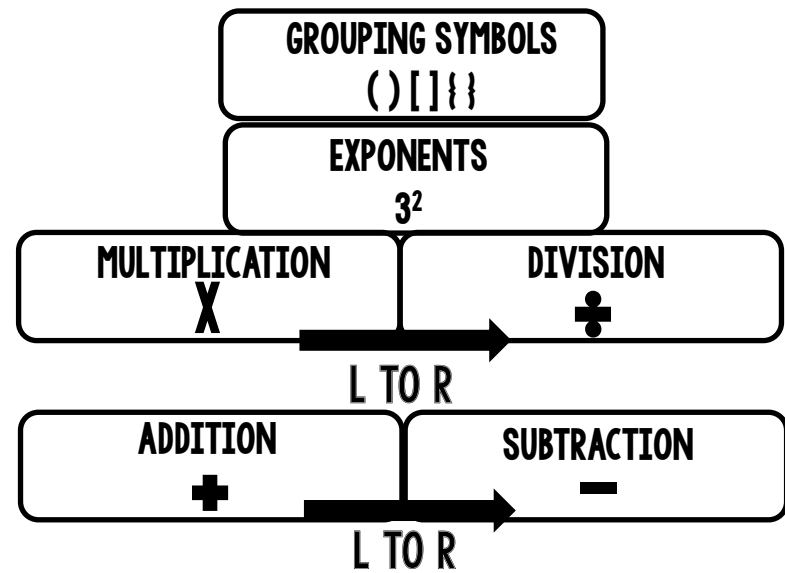
Order of Operations



Order of Operations



Order of Operations



Multiples

2	2, 4, 6, 8, 10, 12, 14, 16, 18, 20, 22, 24
3	3, 6, 9, 12, 15, 18, 21, 24, 27, 30, 33, 36
4	4, 8, 12, 16, 20, 24, 28, 32, 36, 40, 44, 48
5	5, 10, 15, 20, 25, 30, 35, 40, 45, 50, 55, 60
6	6, 12, 18, 24, 30, 36, 42, 48, 54, 60, 66, 72
7	7, 14, 21, 28, 35, 42, 49, 56, 63, 70, 77, 84
8	8, 16, 24, 32, 40, 48, 56, 64, 72, 80, 88, 96
9	9, 18, 27, 36, 45, 54, 63, 72, 81, 90, 99, 108
10	10, 20, 30, 40, 50, 60, 70, 80, 90, 100, 110, 120

Multiples

2	2, 4, 6, 8, 10, 12, 14, 16, 18, 20, 22, 24
3	3, 6, 9, 12, 15, 18, 21, 24, 27, 30, 33, 36
4	4, 8, 12, 16, 20, 24, 28, 32, 36, 40, 44, 48
5	5, 10, 15, 20, 25, 30, 35, 40, 45, 50, 55, 60
6	6, 12, 18, 24, 30, 36, 42, 48, 54, 60, 66, 72
7	7, 14, 21, 28, 35, 42, 49, 56, 63, 70, 77, 84
8	8, 16, 24, 32, 40, 48, 56, 64, 72, 80, 88, 96
9	9, 18, 27, 36, 45, 54, 63, 72, 81, 90, 99, 108
10	10, 20, 30, 40, 50, 60, 70, 80, 90, 100, 110, 120

Multiples

2	2, 4, 6, 8, 10, 12, 14, 16, 18, 20, 22, 24
3	3, 6, 9, 12, 15, 18, 21, 24, 27, 30, 33, 36
4	4, 8, 12, 16, 20, 24, 28, 32, 36, 40, 44, 48
5	5, 10, 15, 20, 25, 30, 35, 40, 45, 50, 55, 60
6	6, 12, 18, 24, 30, 36, 42, 48, 54, 60, 66, 72
7	7, 14, 21, 28, 35, 42, 49, 56, 63, 70, 77, 84
8	8, 16, 24, 32, 40, 48, 56, 64, 72, 80, 88, 96
9	9, 18, 27, 36, 45, 54, 63, 72, 81, 90, 99, 108
10	10, 20, 30, 40, 50, 60, 70, 80, 90, 100, 110, 120

Multiples

2	2, 4, 6, 8, 10, 12, 14, 16, 18, 20, 22, 24
3	3, 6, 9, 12, 15, 18, 21, 24, 27, 30, 33, 36
4	4, 8, 12, 16, 20, 24, 28, 32, 36, 40, 44, 48
5	5, 10, 15, 20, 25, 30, 35, 40, 45, 50, 55, 60
6	6, 12, 18, 24, 30, 36, 42, 48, 54, 60, 66, 72
7	7, 14, 21, 28, 35, 42, 49, 56, 63, 70, 77, 84
8	8, 16, 24, 32, 40, 48, 56, 64, 72, 80, 88, 96
9	9, 18, 27, 36, 45, 54, 63, 72, 81, 90, 99, 108
10	10, 20, 30, 40, 50, 60, 70, 80, 90, 100, 110, 120

COLOR VERSIONS

Math Supplies

- » Use the **highlighter** to highlight important information in word problems.
- » Use the **eraser** because mistakes happen in math (and we learn from them!).
- » Use **sticky notes** when you need to redo a problem or want to work out a problem in a different way.
- » Use the **dice** and **game pieces** when you are playing a math game.
- » Use the **dry erase marker** and **eraser** when using marker boards or laminated games.
- » Use the **charts** to help you remember the math skills you have learned.

Math Supplies

- » Use the **highlighter** to highlight important information in word problems.
- » Use the **eraser** because mistakes happen in math (and we learn from them!).
- » Use **sticky notes** when you need to redo a problem or want to work out a problem in a different way.
- » Use the **dice** and **game pieces** when you are playing a math game.
- » Use the **dry erase marker** and **eraser** when using marker boards or laminated games.
- » Use the **charts** to help you remember the math skills you have learned.

Math Supplies

- » Use the **highlighter** to highlight important information in word problems.
- » Use the **eraser** because mistakes happen in math (and we learn from them!).
- » Use **sticky notes** when you need to redo a problem or want to work out a problem in a different way.
- » Use the **dice** and **game pieces** when you are playing a math game.
- » Use the **dry erase marker** and **eraser** when using marker boards or laminated games.
- » Use the **charts** to help you remember the math skills you have learned.

Math Supplies

- » Use the **highlighter** to highlight important information in word problems.
- » Use the **eraser** because mistakes happen in math (and we learn from them!).
- » Use **sticky notes** when you need to redo a problem or want to work out a problem in a different way.
- » Use the **dice** and **game pieces** when you are playing a math game.
- » Use the **dry erase marker** and **eraser** when using marker boards or laminated games.
- » Use the **charts** to help you remember the math skills you have learned.

Math Supplies

- » Use the **highlighter** to highlight important information in word problems.
- » Use the **eraser** because mistakes happen in math (and we learn from them!).
- » Use **sticky notes** when you need to redo a problem or want to work out a problem in a different way.
- » Use the **dice** and **game pieces** when you are playing a math game.
- » Use the **dry erase marker** and **eraser** when using marker boards or laminated games.
- » Use the **charts** to help you remember the math skills you have learned.

Math Supplies

- » Use the **highlighter** to highlight important information in word problems.
- » Use the **eraser** because mistakes happen in math (and we learn from them!).
- » Use **sticky notes** when you need to redo a problem or want to work out a problem in a different way.
- » Use the **dice** and **game pieces** when you are playing a math game.
- » Use the **dry erase marker** and **eraser** when using marker boards or laminated games.
- » Use the **charts** to help you remember the math skills you have learned.

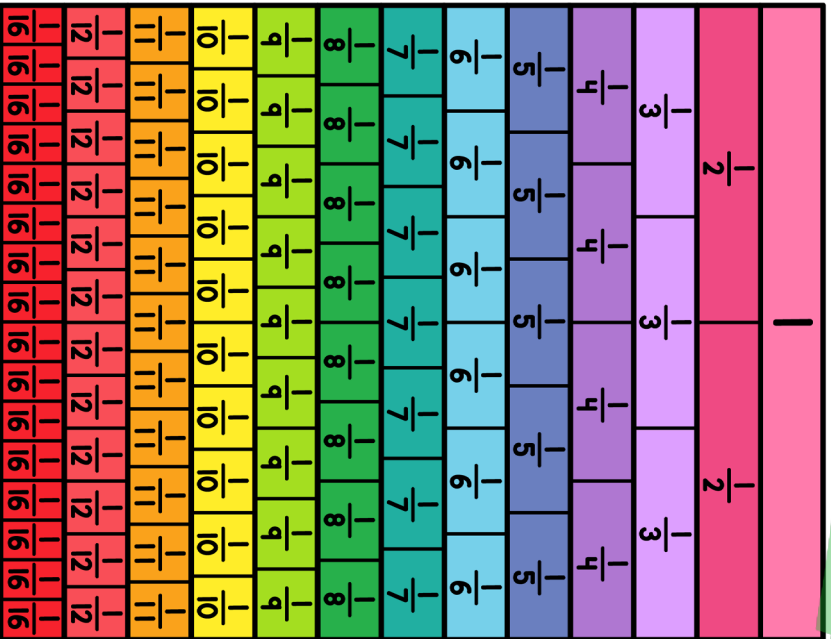
Math Supplies

- » Use the **highlighter** to highlight important information in word problems.
- » Use the **eraser** because mistakes happen in math (and we learn from them!).
- » Use **sticky notes** when you need to redo a problem or want to work out a problem in a different way.
- » Use the **dice** and **game pieces** when you are playing a math game.
- » Use the **dry erase marker** and **eraser** when using marker boards or laminated games.
- » Use the **charts** to help you remember the math skills you have learned.

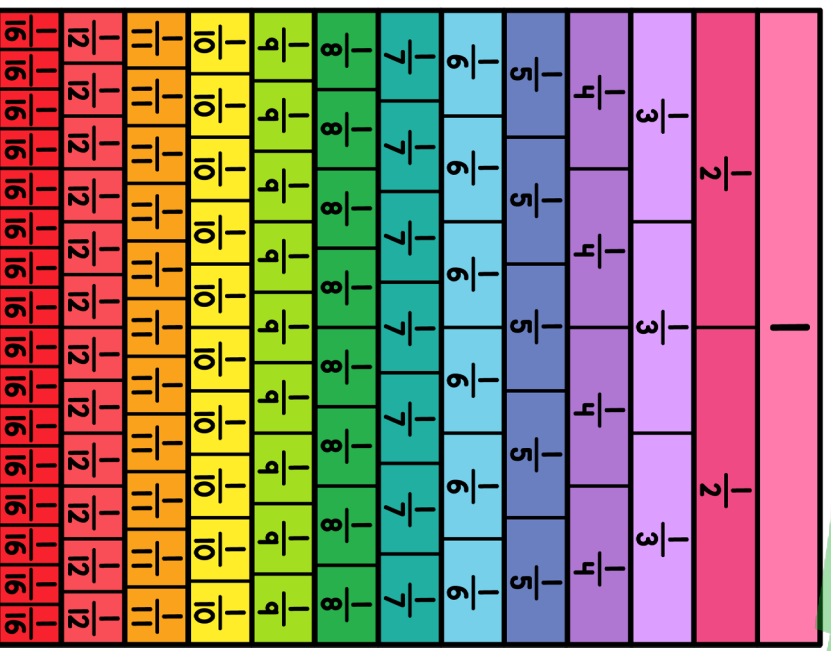
Math Supplies

- » Use the **highlighter** to highlight important information in word problems.
- » Use the **eraser** because mistakes happen in math (and we learn from them!).
- » Use **sticky notes** when you need to redo a problem or want to work out a problem in a different way.
- » Use the **dice** and **game pieces** when you are playing a math game.
- » Use the **dry erase marker** and **eraser** when using marker boards or laminated games.
- » Use the **charts** to help you remember the math skills you have learned.

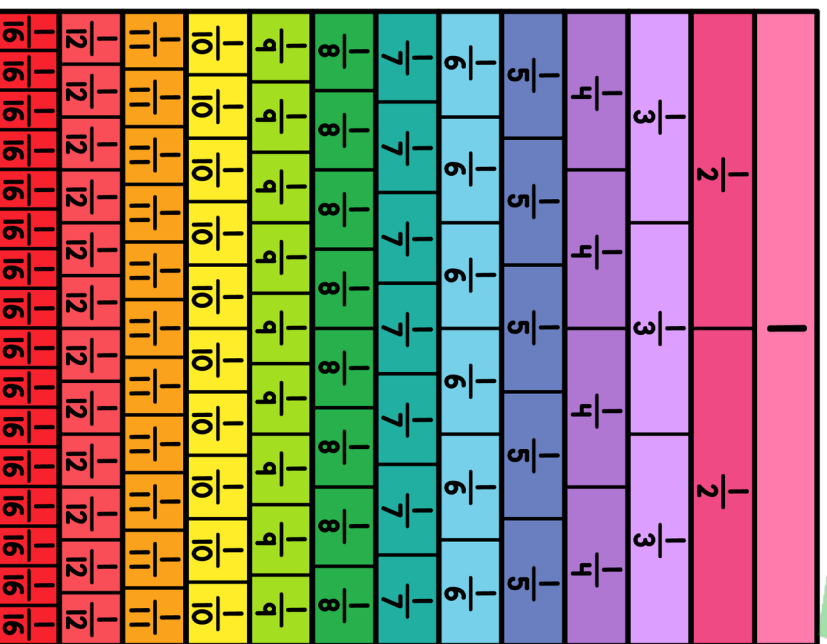
Fraction Bars



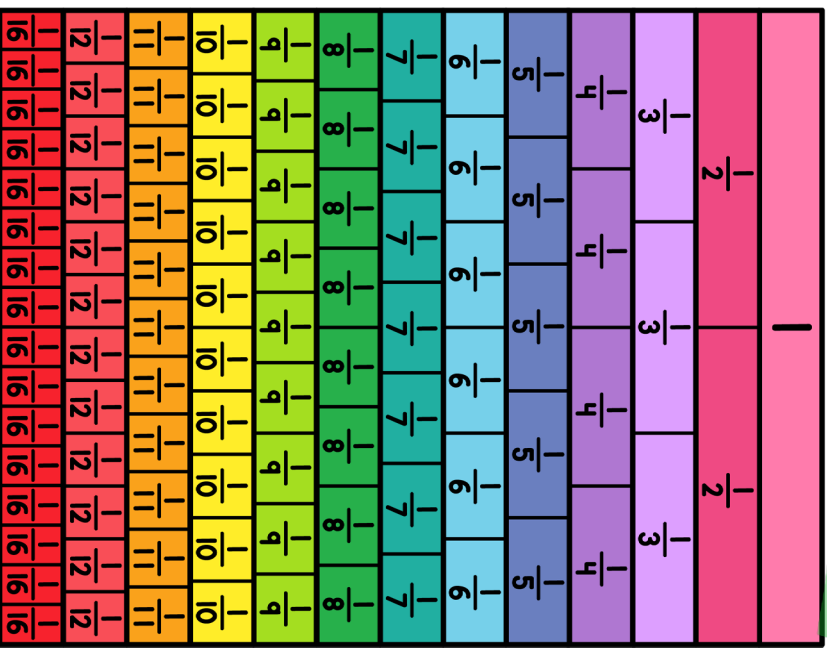
Fraction Bars



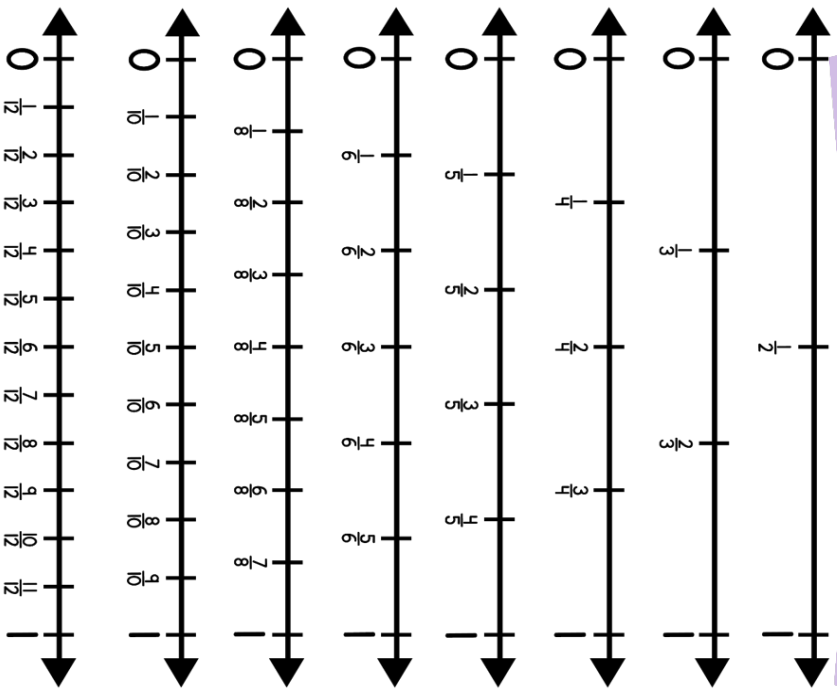
Fraction Bars



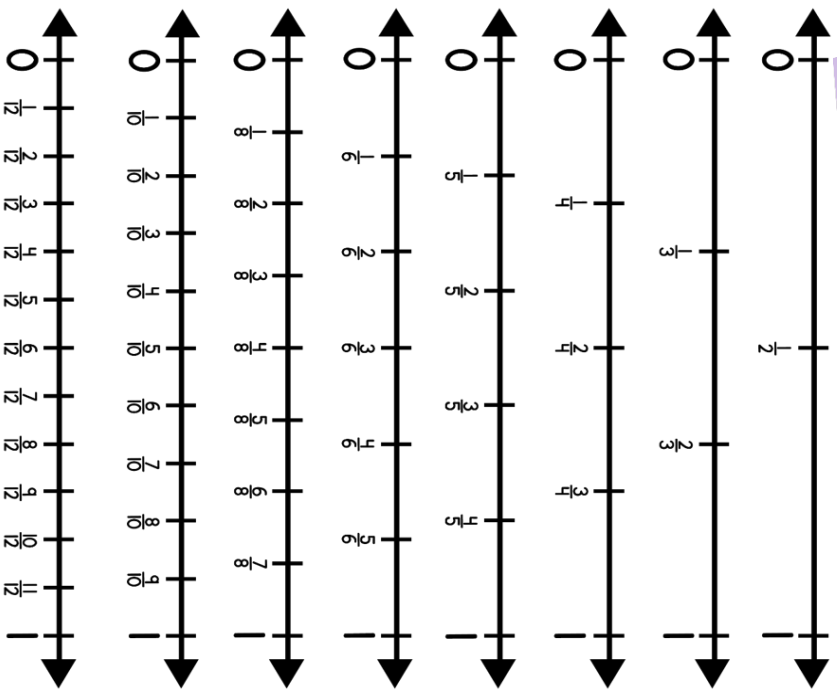
Fraction Bars



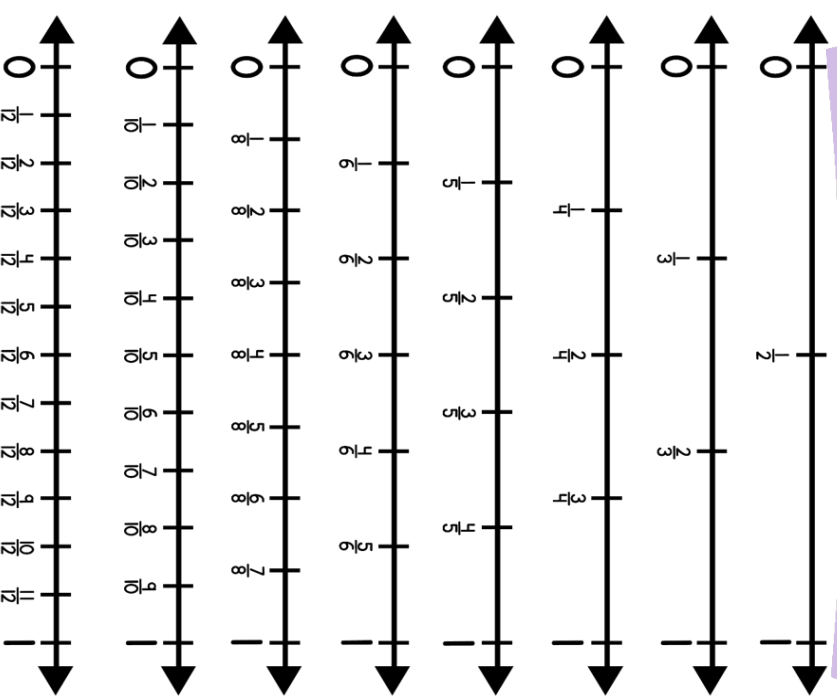
Fraction Number Line



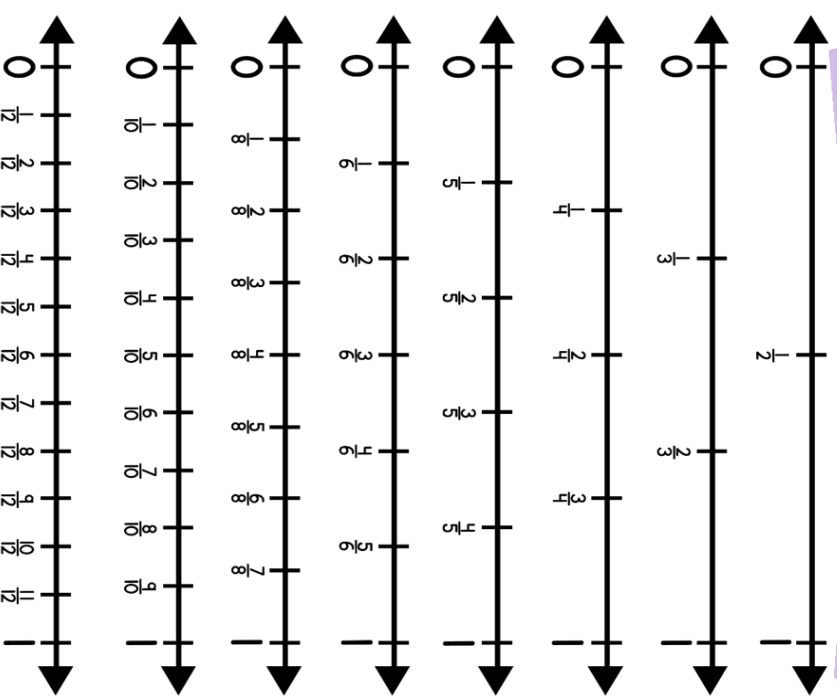
Fraction Number Line



Fraction Number Line



Fraction Number Line



X	0	1	2	3	4	5	6	7	8	9
0	0	0	0	0	0	0	0	0	0	0
1	0	1	2	3	4	5	6	7	8	9
2	0	2	4	6	8	10	12	14	16	18
3	0	3	6	9	12	15	18	21	24	27
4	0	4	8	12	16	20	24	28	32	36
5	0	5	10	15	20	25	30	35	40	45
6	0	6	12	18	24	30	36	42	48	54
7	0	7	14	21	28	35	42	49	56	63
8	0	8	16	24	32	40	48	56	64	72
9	0	9	18	27	36	45	54	63	72	81

X	0	1	2	3	4	5	6	7	8	9
0	0	0	0	0	0	0	0	0	0	0
1	0	1	2	3	4	5	6	7	8	9
2	0	2	4	6	8	10	12	14	16	18
3	0	3	6	9	12	15	18	21	24	27
4	0	4	8	12	16	20	24	28	32	36
5	0	5	10	15	20	25	30	35	40	45
6	0	6	12	18	24	30	36	42	48	54
7	0	7	14	21	28	35	42	49	56	63
8	0	8	16	24	32	40	48	56	64	72
9	0	9	18	27	36	45	54	63	72	81

X	0	1	2	3	4	5	6	7	8	9
0	0	0	0	0	0	0	0	0	0	0
1	0	1	2	3	4	5	6	7	8	9
2	0	2	4	6	8	10	12	14	16	18
3	0	3	6	9	12	15	18	21	24	27
4	0	4	8	12	16	20	24	28	32	36
5	0	5	10	15	20	25	30	35	40	45
6	0	6	12	18	24	30	36	42	48	54
7	0	7	14	21	28	35	42	49	56	63
8	0	8	16	24	32	40	48	56	64	72
9	0	9	18	27	36	45	54	63	72	81

X	0	1	2	3	4	5	6	7	8	9
0	0	0	0	0	0	0	0	0	0	0
1	0	1	2	3	4	5	6	7	8	9
2	0	2	4	6	8	10	12	14	16	18
3	0	3	6	9	12	15	18	21	24	27
4	0	4	8	12	16	20	24	28	32	36
5	0	5	10	15	20	25	30	35	40	45
6	0	6	12	18	24	30	36	42	48	54
7	0	7	14	21	28	35	42	49	56	63
8	0	8	16	24	32	40	48	56	64	72
9	0	9	18	27	36	45	54	63	72	81

WHOLE NUMBERS

Place Value Chart

millions	Say "million"	hundred thousands	ten thousands	thousands	Say "thousand"	hundreds	tens	ones
2	,	7	8	1	,	6	3	4

two million, seven hundred eighty-one thousand, six hundred thirty-four

WHOLE NUMBERS

Place Value Chart

millions	Say "million"	hundred thousands	ten thousands	thousands	Say "thousand"	hundreds	tens	ones
2	,	7	8	1	,	6	3	4

two million, seven hundred eighty-one thousand, six hundred thirty-four

WHOLE NUMBERS

Place Value Chart

millions	Say "million"	hundred thousands	ten thousands	thousands	Say "thousand"	hundreds	tens	ones
2	,	7	8	1	,	6	3	4

two million, seven hundred eighty-one thousand, six hundred thirty-four

WHOLE NUMBERS

Place Value Chart

millions	Say "million"	hundred thousands	ten thousands	thousands	Say "thousand"	hundreds	tens	ones
2	,	7	8	1	,	6	3	4

two million, seven hundred eighty-one thousand, six hundred thirty-four

WITH DECIMALS

Place Value Chart

thousands	Say "thousand"	hundreds	tens	ones	Say "and"	tenths	hundredths	thousandths
1	,	2	3	4	.	9	5	6

one thousand, two hundred thirty-one and nine hundred fifty-six thousandths

WITH DECIMALS

Place Value Chart

thousands	Say "thousand"	hundreds	tens	ones	Say "and"	tenths	hundredths	thousandths
1	,	2	3	4	.	9	5	6

one thousand, two hundred thirty-one and nine hundred fifty-six thousandths

WITH DECIMALS

Place Value Chart

thousands	Say "thousand"	hundreds	tens	ones	Say "and"	tenths	hundredths	thousandths
1	,	2	3	4	.	9	5	6

one thousand, two hundred thirty-one and nine hundred fifty-six thousandths

WITH DECIMALS

Place Value Chart

thousands	Say "thousand"	hundreds	tens	ones	Say "and"	tenths	hundredths	thousandths
1	,	2	3	4	.	9	5	6

one thousand, two hundred thirty-one and nine hundred fifty-six thousandths

Place Value Chart

millions	Say "million"	hundred thousands	ten thousands	thousands	Say "thousand"	hundreds	tens	ones	Say "and"	tenths	hundredths	thousandths
2	,	7	8	1	,	0	3	4	.	9	5	6

Place Value Chart

millions	Say "million"	hundred thousands	ten thousands	thousands	Say "thousand"	hundreds	tens	ones	Say "and"	tenths	hundredths	thousandths
2	,	7	8	1	,	0	3	4	.	9	5	6

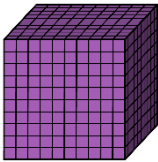

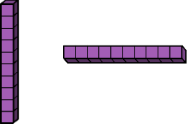

Place Value Chart

millions	Say "million"	hundred thousands	ten thousands	thousands	Say "thousand"	hundreds	tens	ones	Say "and"	tenths	hundredths	thousandths
2	,	7	8	1	,	0	3	4	.	9	5	6



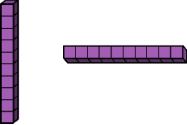

Place Value Chart

millions	Say "million"	hundred thousands	ten thousands	thousands	Say "thousand"	hundreds	tens	ones	Say "and"	tenths	hundredths	thousandths
2	,	7	8	1	,	0	3	4	.	9	5	6



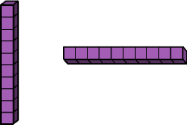

Whole Number Models

Thousands	
Hundreds	
Tens	
Ones	



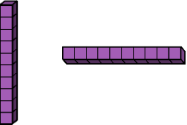

Whole Number Models

Thousands	
Hundreds	
Tens	
Ones	

Whole Number Models

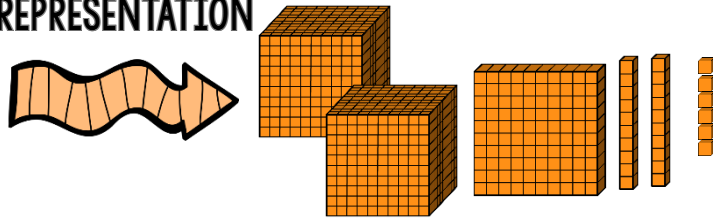
Thousands	
Hundreds	
Tens	
Ones	

Whole Number Models

Thousands	
Hundreds	
Tens	
Ones	

Number Forms

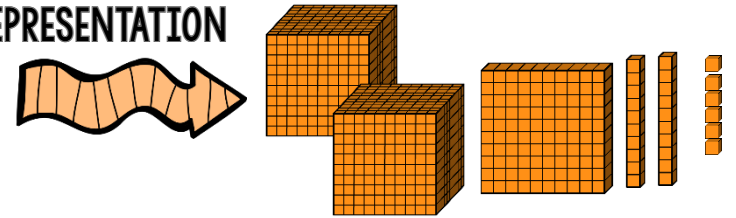
MODEL REPRESENTATION



BASE TEN NUMERAL	NUMBER NAME	EXPANDED FORM
2,126	Two thousand, one hundred twenty-six	$2,000 + 100 + 20 + 6$

Number Forms

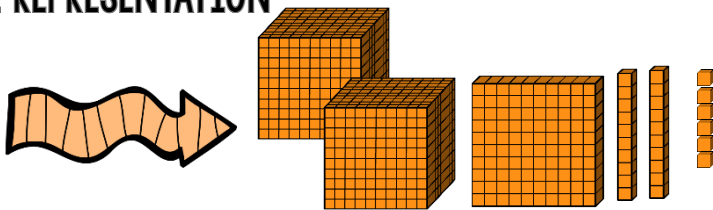
MODEL REPRESENTATION



BASE TEN NUMERAL	NUMBER NAME	EXPANDED FORM
2,126	Two thousand, one hundred twenty-six	$2,000 + 100 + 20 + 6$

Number Forms

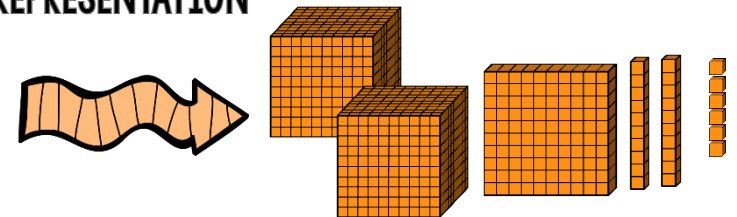
MODEL REPRESENTATION



BASE TEN NUMERAL	NUMBER NAME	EXPANDED FORM
2,126	Two thousand, one hundred twenty-six	$2,000 + 100 + 20 + 6$


Number Forms

MODEL REPRESENTATION

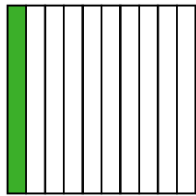


BASE TEN NUMERAL	NUMBER NAME	EXPANDED FORM
2,126	Two thousand, one hundred twenty-six	$2,000 + 100 + 20 + 6$

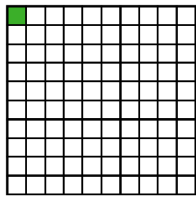
Decimal Models



- One Whole
- 1
- \$1
- Equal to 10 tenths
- Equal to 100 hundredths




- One Tenth
- 0.1
- \$0.10
- 1/10 of a whole
- Equal to 10 hundredths

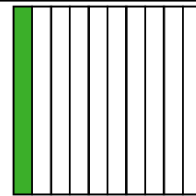


- One Hundredth
- 0.01
- \$0.01
- 1/100 of a whole
- Equal to 10 thousandths


Decimal Models



- One Whole
- 1
- \$1
- Equal to 10 tenths
- Equal to 100 hundredths




- One Tenth
- 0.1
- \$0.10
- 1/10 of a whole
- Equal to 10 hundredths

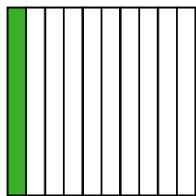


- One Hundredth
- 0.01
- \$0.01
- 1/100 of a whole
- Equal to 10 thousandths

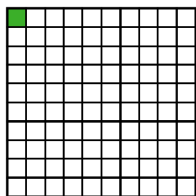
Decimal Models



- One Whole
- 1
- \$1
- Equal to 10 tenths
- Equal to 100 hundredths

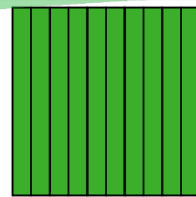


- One Tenth
- 0.1
- \$0.10
- 1/10 of a whole
- Equal to 10 hundredths

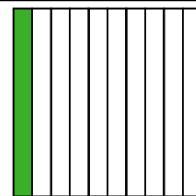


- One Hundredth
- 0.01
- \$0.01
- 1/100 of a whole
- Equal to 10 thousandths


Decimal Models



- One Whole
- 1
- \$1
- Equal to 10 tenths
- Equal to 100 hundredths



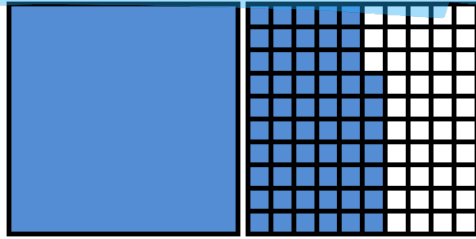
- One Tenth
- 0.1
- \$0.10
- 1/10 of a whole
- Equal to 10 hundredths



- One Hundredth
- 0.01
- \$0.01
- 1/100 of a whole
- Equal to 10 thousandths

Number Forms

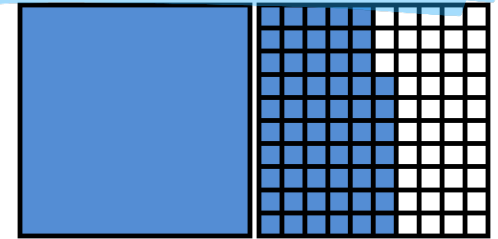
MODEL REPRESENTATION



BASE TEN NUMERAL	NUMBER NAME	EXPANDED FORM
1.57	One and fifty-seven hundredths	$1 \times 1 + 5 \times 1/10 + 7 \times 1/100$

Number Forms

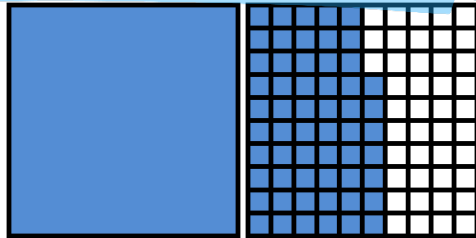
MODEL REPRESENTATION



BASE TEN NUMERAL	NUMBER NAME	EXPANDED FORM
1.57	One and fifty-seven hundredths	$1 \times 1 + 5 \times 1/10 + 7 \times 1/100$

Number Forms

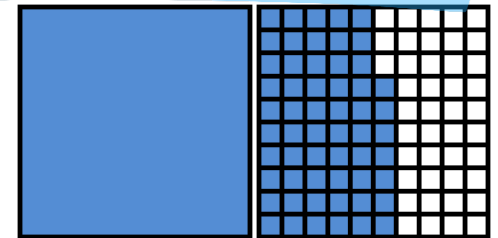
MODEL REPRESENTATION



BASE TEN NUMERAL	NUMBER NAME	EXPANDED FORM
1.57	One and fifty-seven hundredths	$1 \times 1 + 5 \times 1/10 + 7 \times 1/100$


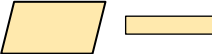


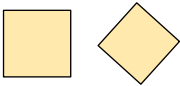
Number Forms

MODEL REPRESENTATION





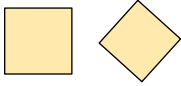


BASE TEN NUMERAL	NUMBER NAME	EXPANDED FORM
1.57	One and fifty-seven hundredths	$1 \times 1 + 5 \times 1/10 + 7 \times 1/100$





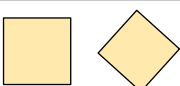
Quadrilaterals

trapezoid	only one pair of parallel sides	
parallelogram	two pairs of parallel sides	
rhombus	two pairs of parallel sides and all equal sides	
rectangle	two pairs of parallel sides, four right angles, and opposite equal sides	
square	two pairs of parallel sides, four right angles, and all equal sides	





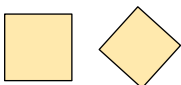
Quadrilaterals

trapezoid	only one pair of parallel sides	
parallelogram	two pairs of parallel sides	
rhombus	two pairs of parallel sides and all equal sides	
rectangle	two pairs of parallel sides, four right angles, and opposite equal sides	
square	two pairs of parallel sides, four right angles, and all equal sides	

Quadrilaterals

trapezoid	only one pair of parallel sides	
parallelogram	two pairs of parallel sides	
rhombus	two pairs of parallel sides and all equal sides	
rectangle	two pairs of parallel sides, four right angles, and opposite equal sides	
square	two pairs of parallel sides, four right angles, and all equal sides	

Quadrilaterals

trapezoid	only one pair of parallel sides	
parallelogram	two pairs of parallel sides	
rhombus	two pairs of parallel sides and all equal sides	
rectangle	two pairs of parallel sides, four right angles, and opposite equal sides	
square	two pairs of parallel sides, four right angles, and all equal sides	

Time

1 Year = 12 Months

1 Year = 52 Weeks

1 Year = 365 Days

1 Week = 7 Days

1 Day = 24 Hours

1 Hour = 60 Minutes

1 Minute = 60 Seconds

Time

1 Year = 12 Months

1 Year = 52 Weeks

1 Year = 365 Days

1 Week = 7 Days

1 Day = 24 Hours

1 Hour = 60 Minutes

1 Minute = 60 Seconds

Time

1 Year = 12 Months

1 Year = 52 Weeks

1 Year = 365 Days

1 Week = 7 Days

1 Day = 24 Hours

1 Hour = 60 Minutes

1 Minute = 60 Seconds

Time

1 Year = 12 Months

1 Year = 52 Weeks

1 Year = 365 Days

1 Week = 7 Days

1 Day = 24 Hours

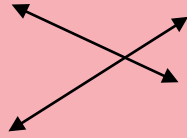
1 Hour = 60 Minutes

1 Minute = 60 Seconds

Lines

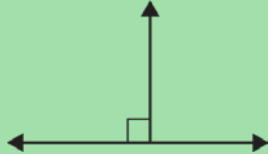
Intersecting Lines:

lines that cross at a point

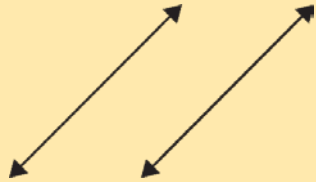


Perpendicular Lines:

lines that intersect to form right angles



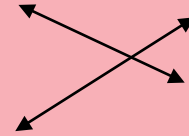
Parallel Lines: lines that are the same distance apart and will never intersect



Lines

Intersecting Lines:

lines that cross at a point

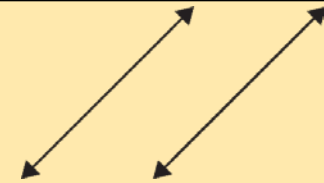


Perpendicular Lines:

lines that intersect to form right angles



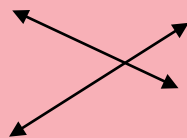
Parallel Lines: lines that are the same distance apart and will never intersect



Lines

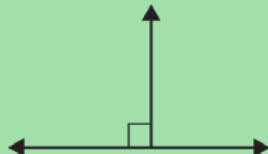
Intersecting Lines:

lines that cross at a point

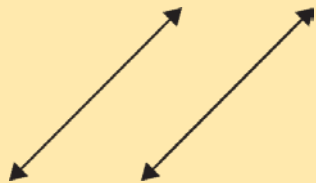


Perpendicular Lines:

lines that intersect to form right angles



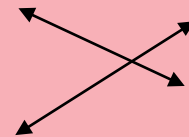
Parallel Lines: lines that are the same distance apart and will never intersect



Lines

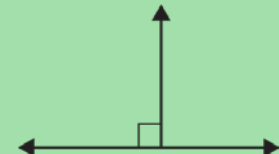
Intersecting Lines:

lines that cross at a point

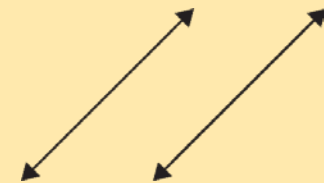


Perpendicular Lines:

lines that intersect to form right angles

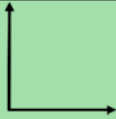


Parallel Lines: lines that are the same distance apart and will never intersect



Angles

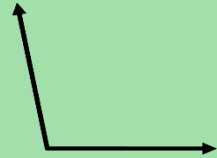
Right Angles: measure exactly 90 degrees



Acute Angles: measure less than 90 degrees



Obtuse Angles: measure greater than 90 degrees and less than 180 degrees.

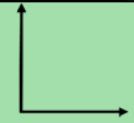


Straight Angles: measure exactly 180 degrees



Angles

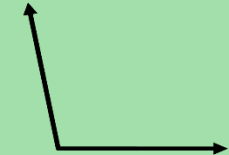
Right Angles: measure exactly 90 degrees



Acute Angles: measure less than 90 degrees



Obtuse Angles: measure greater than 90 degrees and less than 180 degrees.

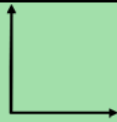


Straight Angles: measure exactly 180 degrees



Angles

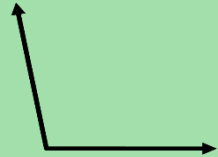
Right Angles: measure exactly 90 degrees



Acute Angles: measure less than 90 degrees



Obtuse Angles: measure greater than 90 degrees and less than 180 degrees.

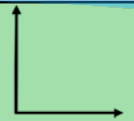


Straight Angles: measure exactly 180 degrees



Angles

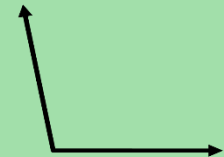
Right Angles: measure exactly 90 degrees



Acute Angles: measure less than 90 degrees



Obtuse Angles: measure greater than 90 degrees and less than 180 degrees.



Straight Angles: measure exactly 180 degrees



Customary Conversions

Length

1 mile = 1,760 yards
1 mile = 5,280 feet
1 yard = 3 feet
1 foot = 12 inches

Weight

1 ton = 2,000 pounds
1 pound = 16 ounces

Capacity

1 gallon = 4 quarts
1 quart = 2 pints
1 pint = 2 cups
1 cup = 8 fluid ounces

Customary Conversions

Length

1 mile = 1,760 yards
1 mile = 5,280 feet
1 yard = 3 feet
1 foot = 12 inches

Weight

1 ton = 2,000 pounds
1 pound = 16 ounces

Capacity

1 gallon = 4 quarts
1 quart = 2 pints
1 pint = 2 cups
1 cup = 8 fluid ounces

Customary Conversions

Length

1 mile = 1,760 yards
1 mile = 5,280 feet
1 yard = 3 feet
1 foot = 12 inches

Weight

1 ton = 2,000 pounds
1 pound = 16 ounces

Capacity

1 gallon = 4 quarts
1 quart = 2 pints
1 pint = 2 cups
1 cup = 8 fluid ounces

Customary Conversions

Length

1 mile = 1,760 yards
1 mile = 5,280 feet
1 yard = 3 feet
1 foot = 12 inches

Weight

1 ton = 2,000 pounds
1 pound = 16 ounces

Capacity

1 gallon = 4 quarts
1 quart = 2 pints
1 pint = 2 cups
1 cup = 8 fluid ounces

Metric Conversions

Length

1 kilometer = 1,000 meters
1 meter = 100 centimeters
1 centimeter = 10 millimeters

Mass

1 kilogram = 1,000 grams
1 gram = 1,000 milligrams

Capacity

1 liter = 1,000 milliliters

Metric Conversions

Length

1 kilometer = 1,000 meters
1 meter = 100 centimeters
1 centimeter = 10 millimeters

Mass

1 kilogram = 1,000 grams
1 gram = 1,000 milligrams

Capacity

1 liter = 1,000 milliliters

Metric Conversions

Length

1 kilometer = 1,000 meters
1 meter = 100 centimeters
1 centimeter = 10 millimeters

Mass

1 kilogram = 1,000 grams
1 gram = 1,000 milligrams

Capacity

1 liter = 1,000 milliliters

Metric Conversions

Length

1 kilometer = 1,000 meters
1 meter = 100 centimeters
1 centimeter = 10 millimeters

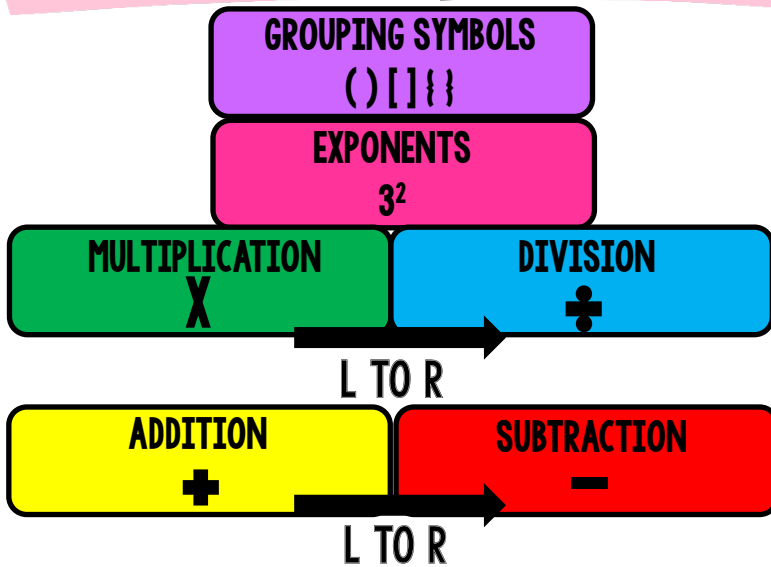
Mass

1 kilogram = 1,000 grams
1 gram = 1,000 milligrams

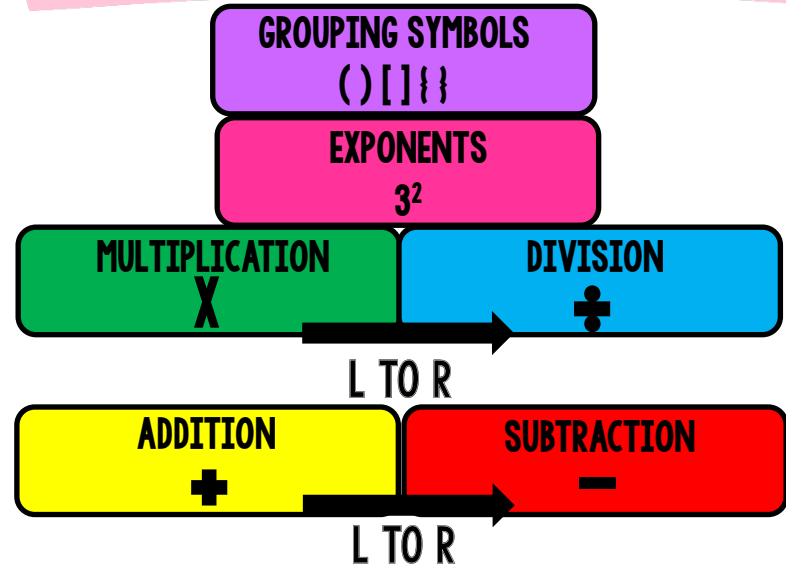
Capacity

1 liter = 1,000 milliliters

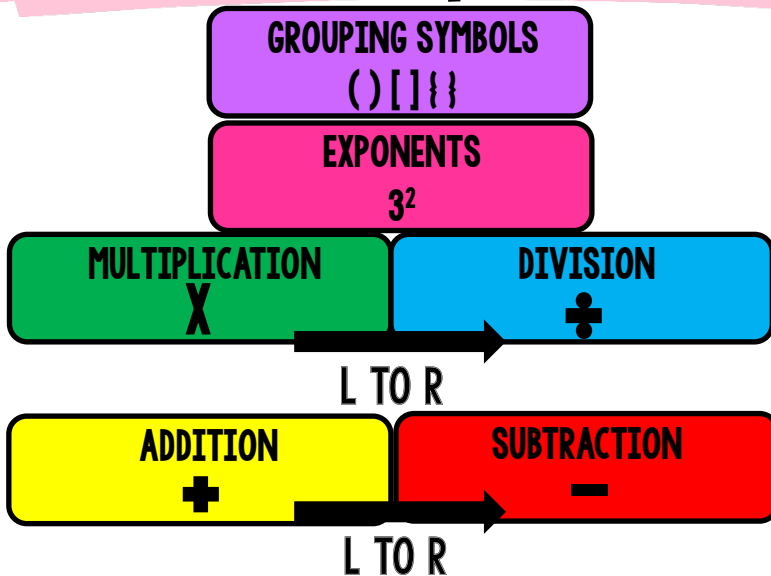
Order of Operations



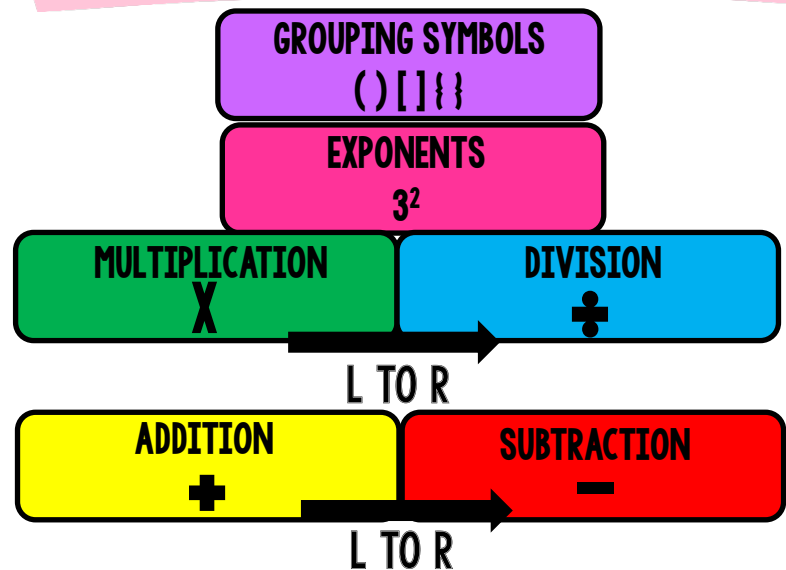
Order of Operations



Order of Operations



Order of Operations



Multiples

2	2, 4, 6, 8, 10, 12, 14, 16, 18, 20, 22, 24
3	3, 6, 9, 12, 15, 18, 21, 24, 27, 30, 33, 36
4	4, 8, 12, 16, 20, 24, 28, 32, 36, 40, 44, 48
5	5, 10, 15, 20, 25, 30, 35, 40, 45, 50, 55, 60
6	6, 12, 18, 24, 30, 36, 42, 48, 54, 60, 66, 72
7	7, 14, 21, 28, 35, 42, 49, 56, 63, 70, 77, 84
8	8, 16, 24, 32, 40, 48, 56, 64, 72, 80, 88, 96
9	9, 18, 27, 36, 45, 54, 63, 72, 81, 90, 99, 108
10	10, 20, 30, 40, 50, 60, 70, 80, 90, 100, 110, 120

Multiples

2	2, 4, 6, 8, 10, 12, 14, 16, 18, 20, 22, 24
3	3, 6, 9, 12, 15, 18, 21, 24, 27, 30, 33, 36
4	4, 8, 12, 16, 20, 24, 28, 32, 36, 40, 44, 48
5	5, 10, 15, 20, 25, 30, 35, 40, 45, 50, 55, 60
6	6, 12, 18, 24, 30, 36, 42, 48, 54, 60, 66, 72
7	7, 14, 21, 28, 35, 42, 49, 56, 63, 70, 77, 84
8	8, 16, 24, 32, 40, 48, 56, 64, 72, 80, 88, 96
9	9, 18, 27, 36, 45, 54, 63, 72, 81, 90, 99, 108
10	10, 20, 30, 40, 50, 60, 70, 80, 90, 100, 110, 120

Multiples

2	2, 4, 6, 8, 10, 12, 14, 16, 18, 20, 22, 24
3	3, 6, 9, 12, 15, 18, 21, 24, 27, 30, 33, 36
4	4, 8, 12, 16, 20, 24, 28, 32, 36, 40, 44, 48
5	5, 10, 15, 20, 25, 30, 35, 40, 45, 50, 55, 60
6	6, 12, 18, 24, 30, 36, 42, 48, 54, 60, 66, 72
7	7, 14, 21, 28, 35, 42, 49, 56, 63, 70, 77, 84
8	8, 16, 24, 32, 40, 48, 56, 64, 72, 80, 88, 96
9	9, 18, 27, 36, 45, 54, 63, 72, 81, 90, 99, 108
10	10, 20, 30, 40, 50, 60, 70, 80, 90, 100, 110, 120

Multiples

2	2, 4, 6, 8, 10, 12, 14, 16, 18, 20, 22, 24
3	3, 6, 9, 12, 15, 18, 21, 24, 27, 30, 33, 36
4	4, 8, 12, 16, 20, 24, 28, 32, 36, 40, 44, 48
5	5, 10, 15, 20, 25, 30, 35, 40, 45, 50, 55, 60
6	6, 12, 18, 24, 30, 36, 42, 48, 54, 60, 66, 72
7	7, 14, 21, 28, 35, 42, 49, 56, 63, 70, 77, 84
8	8, 16, 24, 32, 40, 48, 56, 64, 72, 80, 88, 96
9	9, 18, 27, 36, 45, 54, 63, 72, 81, 90, 99, 108
10	10, 20, 30, 40, 50, 60, 70, 80, 90, 100, 110, 120

This resource was created by Jennifer Findley.

- It **may** be printed and photocopied for single classroom use.
- It **may** be placed on secure learning management systems or platforms such as Canvas and Google Classroom.
- It **may not** be put on the open, searchable, unsecure Internet, sold, or distributed in any other form.
- It **may not** be added to the Canvas Commons and shared with other teachers.

Check out my store for more resources for grades 3-5.



www.JenniferFindley.com

Follow my blog for updates and freebies.

Thanks!
Jennifer Findley

