










The students use what they know about multiplication, addition, subtraction and division to solve for the missing numbers.

For example, using problem A of the Christmas puzzles:

Christmas Math Puzzle (A)

 ×  = 9	 <input style="width: 40px; height: 30px;" type="text"/>
 +  = 12	 <input style="width: 40px; height: 30px;" type="text"/>
 ÷  +  =	<input style="width: 80px; height: 50px;" type="text"/>










1. reindeer x reindeer = 9, so the reindeer would have to be 3 because $3 \times 3 = 9$.

2. reindeer + bulb = 12, we already know that the reindeer = 3, so the bulb would have to be 9 because $3 + 9 = 12$.

3. bulb / reindeer + reindeer, the answer is $9 / 3 + 3 = 6$



Those are the answers shown on the answer key:


3 (reindeer), 9 (bulb), 6 (answer to the final problem)

<h1 style="margin: 0;">Christmas</h1>		Name: _____		
<h2 style="margin: 0;">Math and Logic Cards</h2>		ANSWER KEY		
	A	B	C	D
	 3	 2	 4	 5
	 9	 7	 12	 6
	<input style="width: 40px; height: 40px; border: 2px solid black;" type="text" value="6"/>	<input style="width: 40px; height: 40px; border: 2px solid black;" type="text" value="21"/>	<input style="width: 40px; height: 40px; border: 2px solid black;" type="text" value="148"/>	<input style="width: 40px; height: 40px; border: 2px solid black;" type="text" value="41"/>



Thanksgiving Math Puzzle (A)


$$\text{Turkey} + \text{Turkey} = 8$$

 +  = 8






$$\text{Turkey} \times \text{Bowl of Food} = 28$$

 \times  = 28







$$\text{Bowl of Food} \times \text{Bowl of Food} - \text{Turkey} = \square$$

 \times  -  =



Thanksgiving Math Puzzle (B)


$$\text{Pie} + \text{Pie} + \text{Pie} = 15$$

 +  +  = 15






$$15 - \text{Pie} = \text{Turkey Leg}$$

15 -  = 




$$\text{Turkey Leg} \div \text{Pie} + \text{Pie} = \square$$

 \div  +  =

Thanksgiving Math Puzzle (C)

$$\text{Turkey} \times \text{Turkey} = 64$$

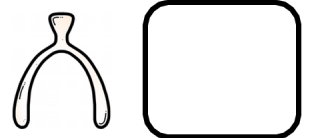


$$\text{Turkey} + \text{Bowl of fruit} = 17$$


$$\text{Bowl of fruit} \times \text{Bowl of fruit} + \text{Turkey} = \boxed{}$$

Thanksgiving Math Puzzle (D)

$$\text{Turkey leg} + \text{Turkey leg} + \text{Turkey leg} = 9$$



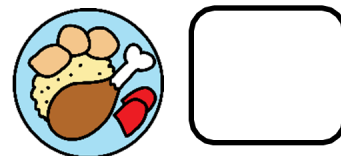
$$\text{Turkey leg} \times \text{Turkey} = 36$$




$$\text{Turkey} \div \text{Turkey leg} - \text{Turkey leg} = \boxed{}$$

Thanksgiving Math Puzzle (E)

$$\text{Turkey} \times \text{Turkey} = 36$$



$$\text{Turkey} - \text{Turkey} = 5$$




$$\text{Turkey} \times \text{Turkey} + \text{Turkey} = \text{[]}$$

Thanksgiving Math Puzzle (F)


$$\text{Pie} + \text{Pie} + \text{Pie} = 18$$



$$12 \div \text{Turkey} = \text{Pie}$$



$$\text{Turkey} \times \text{Pie} = \text{[]}$$



Thanksgiving Math Puzzle (G)

$$\text{Basket of Fruit} \times \text{Basket of Fruit} = 100$$

$$\text{Basket of Fruit} = \square$$

$$80 \div \text{Plate of Food} = \text{Basket of Fruit}$$

$$\text{Plate of Food} = \square$$

$$\text{Plate of Food} \times \text{Plate of Food} + \text{Basket of Fruit} = \square$$

Thanksgiving Math Puzzle (H)

$$\text{Turkey} + \text{Turkey} = 22$$

$$\text{Turkey} = \square$$


$$\text{Turkey Leg} \times \text{Turkey} = 33$$

$$\text{Turkey Leg} = \square$$


$$\text{Turkey Leg} \times \text{Turkey Leg} + \text{Turkey} = \square$$

Thanksgiving Math Puzzle (I)

$$\text{Turkey} \times \text{Turkey} = 81$$




$$\text{Corn} + \text{Turkey} = 13$$




$$\text{Turkey} \times \text{Corn} - \text{Corn} = \boxed{}$$

Thanksgiving Math Puzzle (J)

$$\text{Turkey} + \text{Turkey} = 14$$




$$\text{Turkey} - \text{Pie} = 2$$




$$\text{Turkey} - \text{Pie} + \text{Turkey} = \boxed{}$$

Thanksgiving Math Puzzle (K)

$$\text{Pie} \times \text{Pie} = 25$$



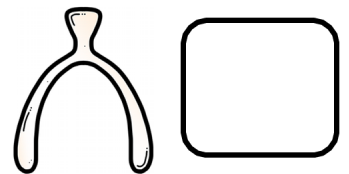
$$30 \div \text{Pie} = \text{Bowl of Food}$$




$$\text{Bowl of Food} \times \text{Bowl of Food} + \text{Pie} = \boxed{}$$

Thanksgiving Math Puzzle (L)

$$\text{Fork} \times \text{Fork} = 9$$




$$\text{Turkey} - \text{Fork} = 5$$




$$\text{Fork} \times \text{Turkey} + \text{Turkey} = \boxed{}$$

Thanksgiving Math Puzzle (M)

$$\text{Turkey} + \text{Turkey} = 24$$




$$\text{Turkey} - \text{Pie} = 7$$




$$\text{Pie} \times \text{Turkey} + \text{Pie} = \boxed{}$$

Thanksgiving Math Puzzle (N)

$$\text{Pie} + \text{Pie} + \text{Pie} = 24$$



$$\text{Pie} - \text{Turkey} = 1$$



$$\text{Pie} \times \text{Turkey} + \text{Pie} = \boxed{}$$

Thanksgiving Math Puzzle (0)

$$\text{bowl of fruit} + \text{bowl of fruit} + \text{bowl of fruit} = 27$$



$$54 \div \text{bowl of fruit} = \text{pie}$$


$$\text{pie} \times \text{pie} + \text{bowl of fruit} = \text{[]}$$

Thanksgiving Math Puzzle (P)

$$\text{pie} \times \text{pie} = 16$$



$$\text{turkey} \div \text{pie} = 3$$




$$\text{turkey} \times \text{pie} - \text{pie} = \text{[]}$$


Thanksgiving

Name: _____


Math and Logic Cards




A





B




C




D




E




F



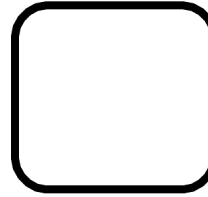
G




H




I




J




K



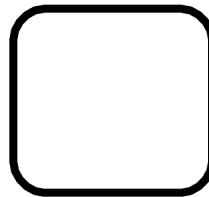
L



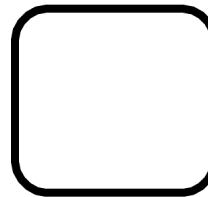
M





N



O




P























Thanksgiving













Math and Logic Cards

ANSWER KEY



	A  4  7 <div style="border: 1px solid black; border-radius: 15px; padding: 10px; width: 60px; text-align: center; font-size: 24px;">45</div>	B  5  10 <div style="border: 1px solid black; border-radius: 15px; padding: 10px; width: 60px; text-align: center; font-size: 24px;">7</div>	C  8  9 <div style="border: 1px solid black; border-radius: 15px; padding: 10px; width: 60px; text-align: center; font-size: 24px;">89</div>	D  3  12 <div style="border: 1px solid black; border-radius: 15px; padding: 10px; width: 60px; text-align: center; font-size: 24px;">1</div>
--	---	---	---	---

E  6  11 <div style="border: 1px solid black; border-radius: 15px; padding: 10px; width: 60px; text-align: center; font-size: 24px;">77</div>	F  6  2 <div style="border: 1px solid black; border-radius: 15px; padding: 10px; width: 60px; text-align: center; font-size: 24px;">12</div>	G  10  8 <div style="border: 1px solid black; border-radius: 15px; padding: 10px; width: 60px; text-align: center; font-size: 24px;">74</div>	H  11  3 <div style="border: 1px solid black; border-radius: 15px; padding: 10px; width: 60px; text-align: center; font-size: 24px;">20</div>	I  9  4 <div style="border: 1px solid black; border-radius: 15px; padding: 10px; width: 60px; text-align: center; font-size: 24px;">32</div>	J  7  5 <div style="border: 1px solid black; border-radius: 15px; padding: 10px; width: 60px; text-align: center; font-size: 24px;">9</div>
---	--	---	---	--	---

K  5  6 <div style="border: 1px solid black; border-radius: 15px; padding: 10px; width: 60px; text-align: center; font-size: 24px;">41</div>	L  3  8 <div style="border: 1px solid black; border-radius: 15px; padding: 10px; width: 60px; text-align: center; font-size: 24px;">32</div>	M  12  5 <div style="border: 1px solid black; border-radius: 15px; padding: 10px; width: 60px; text-align: center; font-size: 24px;">65</div>	N  8  7 <div style="border: 1px solid black; border-radius: 15px; padding: 10px; width: 60px; text-align: center; font-size: 24px;">64</div>	O  9  6 <div style="border: 1px solid black; border-radius: 15px; padding: 10px; width: 60px; text-align: center; font-size: 24px;">45</div>	P  4  12 <div style="border: 1px solid black; border-radius: 15px; padding: 10px; width: 60px; text-align: center; font-size: 24px;">44</div>
---	---	--	---	---	--

This resource was created by Jennifer Findley, LLC.

- It **may** be printed and photocopied for single classroom use.
- It **may** be placed on secure learning management systems or platforms such as Canvas and Google Classroom. It may **NOT** be put in the Canvas Commons.
- It **may not** be put on the open, searchable, unsecure Internet, sold, or distributed in any other form.

Check out my store for more resources for grades 3-5.



Follow my blog for strategies, freebies, and teaching ideas.

www.JenniferFindley.com

