










The students use what they know about multiplication, addition, subtraction and division to solve for the missing numbers.

For example, using problem A of the Christmas puzzles:

Christmas Math Puzzle (A)










 ×  = 9	 <input style="width: 40px; height: 30px;" type="text"/>
 +  = 12	 <input style="width: 40px; height: 30px;" type="text"/>
 ÷  +  =	<input style="width: 80px; height: 50px;" type="text"/>

1. reindeer x reindeer = 9, so the reindeer would have to be 3 because $3 \times 3 = 9$.

2. reindeer + bulb = 12, we already know that the reindeer = 3, so the bulb would have to be 9 because $3 + 9 = 12$.


3. bulb / reindeer + reindeer, the answer is $9 / 3 + 3 = 6$

Those are the answers shown on the answer key:
3 (reindeer), 9 (bulb), 6 (answer to the final problem)


<h1 style="margin: 0;">Christmas</h1>		Name: _____		
<h2 style="margin: 0;">Math and Logic Cards</h2>		ANSWER KEY		
	A	B	C	D
	 3	 2	 4	 5
	 9	 7	 12	 6
	<input style="width: 40px; height: 40px; border: 2px solid black;" type="text" value="6"/>	<input style="width: 40px; height: 40px; border: 2px solid black;" type="text" value="21"/>	<input style="width: 40px; height: 40px; border: 2px solid black;" type="text" value="148"/>	<input style="width: 40px; height: 40px; border: 2px solid black;" type="text" value="41"/>

Valentine's Day Math Puzzle (A)

$$\text{Strawberry} \times \text{Strawberry} = 100$$



$$70 \div \text{Strawberry} = \text{Rose}$$




$$\text{Rose} \times \text{Rose} + \text{Strawberry} = \boxed{}$$

Valentine's Day Math Puzzle (B)

$$\text{HUG ME} + \text{HUG ME} + \text{HUG ME} = 24$$



$$\text{HUG ME} - \text{Decorative Heart} = 4$$



$$\text{HUG ME} \times \text{HUG ME} + \text{Decorative Heart} = \boxed{}$$

Valentine's Day Math Puzzle (C)

$$\text{Rose} + \text{Rose} = 8$$

$$\text{Rose} = \square$$

$$\text{Bow} - \text{Rose} = 5$$

$$\text{Bow} = \square$$

$$\text{Bow} \times \text{Rose} - \text{Rose} = \square$$

Valentine's Day Math Puzzle (D)

$$\text{Arrow} + \text{Arrow} + \text{Arrow} = 18$$

$$\text{Arrow} = \square$$


$$\text{Heart} + \text{Arrow} = 11$$

$$\text{Heart} = \square$$

$$\text{Arrow} \times \text{Heart} + \text{Heart} = \square$$

Valentine's Day Math Puzzle (E)

$$\text{Mailbox} \times \text{Mailbox} = 144$$




$$\text{Mailbox} \div \text{Heart} = 3$$



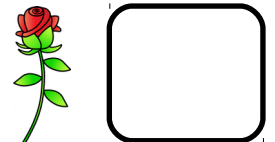
$$\text{Mailbox} \times \text{Heart} + \text{Heart} = \boxed{}$$

Valentine's Day Math Puzzle (F)

$$\text{Candy} + \text{Candy} + \text{Candy} = 9$$




$$\text{Rose} + \text{Candy} = 11$$




$$\text{Candy} \times \text{Candy} + \text{Rose} = \boxed{}$$

Valentine's Day Math Puzzle (G)

$$\text{Heart} \times \text{Heart} = 81$$



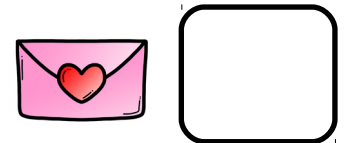
$$\text{Heart} + \text{Strawberry} = 17$$



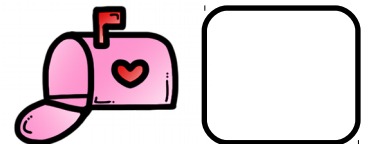
$$\text{Heart} \times \text{Strawberry} - \text{Heart} = \square$$

Valentine's Day Math Puzzle (H)

$$\text{Envelope} + \text{Envelope} = 22$$




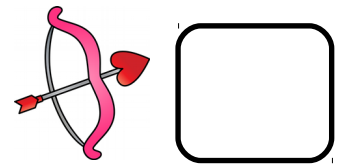
$$66 \div \text{Mailbox} = \text{Envelope}$$



$$\text{Mailbox} \times \text{Mailbox} + \text{Envelope} = \square$$

Valentine's Day Math Puzzle (I)

$$\text{Bow} \times \text{Bow} = 36$$





$$\text{Bow} + \text{Arrow} = 10$$

$$\text{Arrow} \times \text{Arrow} + \text{Bow} = \boxed{}$$

Valentine's Day Math Puzzle (J)

$$\text{Heart} + \text{Heart} + \text{Heart} = 21$$

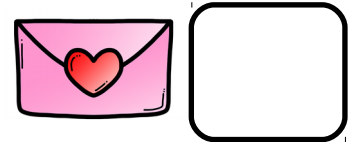



$$\text{Heart} + \text{Whisper} = 10$$

$$\text{Heart} \times \text{Whisper} + \text{Heart} = \boxed{}$$

Valentine's Day Math Puzzle (K)

$$\text{Heart} \times \text{Heart} = 49$$

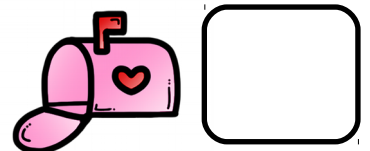


$$56 \div \text{Envelope} = \text{Heart}$$

$$\text{Envelope} \times \text{Heart} + \text{Heart} = \boxed{}$$

Valentine's Day Math Puzzle (L)

$$\text{Mailbox} + \text{Mailbox} + \text{Mailbox} = 15$$




$$\text{Heart with Bow} - 6 = \text{Mailbox}$$

$$\text{Heart with Bow} \times \text{Heart with Bow} + \text{Mailbox} = \boxed{}$$

Valentine's Day Math Puzzle (M)

$$\text{candy} + \text{candy} + \text{candy} = 6$$



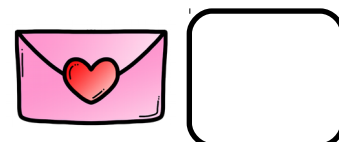
$$\text{heart} \div \text{candy} = 6$$




$$\text{candy} \times \text{heart} + \text{heart} = \square$$

Valentine's Day Math Puzzle (N)

$$\text{envelope} + \text{envelope} = 22$$




$$\text{envelope} + \text{heart} = 18$$



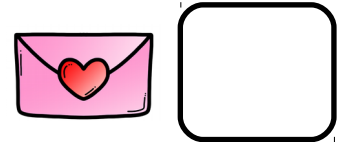
$$\text{heart} \times \text{envelope} + \text{heart} = \square$$

Valentine's Day Math Puzzle (0)

$$\text{Strawberry} + \text{Strawberry} + \text{Strawberry} = 27$$



$$\text{Strawberry} - \text{Envelope} = 3$$




$$\text{Strawberry} \times \text{Strawberry} + \text{Envelope} = \boxed{}$$

Valentine's Day Math Puzzle (P)

$$\text{HUG ME Heart} + \text{HUG ME Heart} = 24$$



$$\text{HUG ME Heart} - \text{Candy} = 7$$












$$\text{Candy} \times \text{HUG ME Heart} + \text{Candy} = \boxed{}$$













Valentine's Day













Name: _____

Math and Logic Cards



A   <input data-bbox="587 676 792 865" type="text"/>	B   <input data-bbox="831 676 1036 865" type="text"/>	C   <input data-bbox="1075 676 1279 865" type="text"/>	D   <input data-bbox="1323 676 1528 865" type="text"/>
---	--	---	---

E   <input data-bbox="100 1243 305 1432" type="text"/>	F   <input data-bbox="344 1243 548 1432" type="text"/>	G   <input data-bbox="587 1243 792 1432" type="text"/>	H   <input data-bbox="831 1243 1036 1432" type="text"/>	I   <input data-bbox="1075 1243 1279 1432" type="text"/>	J   <input data-bbox="1323 1243 1528 1432" type="text"/>
---	--	--	---	--	--


K   <input data-bbox="100 1816 305 2005" type="text"/>	L   <input data-bbox="344 1816 548 2005" type="text"/>	M   <input data-bbox="587 1816 792 2005" type="text"/>	N   <input data-bbox="831 1816 1036 2005" type="text"/>	O   <input data-bbox="1075 1816 1279 2005" type="text"/>	P   <input data-bbox="1323 1816 1528 2005" type="text"/>
--	---	---	--	---	---

































Valentine's Day

Name: _____

Math and Logic Cards

ANSWER KEY



<p>A</p> <p> 10</p> <p> 7</p> <p>59</p>	<p>B</p> <p> 8</p> <p> 4</p> <p>68</p>	<p>C</p> <p> 4</p> <p> 9</p> <p>32</p>	<p>D</p> <p> 6</p> <p> 5</p> <p>35</p>		
<p>E</p> <p> 12</p> <p> 4</p> <p>52</p>	<p>F</p> <p> 3</p> <p> 8</p> <p>17</p>	<p>G</p> <p> 9</p> <p> 8</p> <p>63</p>	<p>H</p> <p> 11</p> <p> 6</p> <p>47</p>	<p>I</p> <p> 6</p> <p> 4</p> <p>22</p>	<p>J</p> <p> 7</p> <p> 3</p> <p>28</p>
<p>K</p> <p> 7</p> <p> 8</p> <p>63</p>	<p>L</p> <p> 5</p> <p> 11</p> <p>126</p>	<p>M</p> <p> 2</p> <p> 12</p> <p>36</p>	<p>N</p> <p> 11</p> <p> 7</p> <p>84</p>	<p>O</p> <p> 9</p> <p> 6</p> <p>87</p>	<p>P</p> <p> 12</p> <p> 5</p> <p>65</p>

This resource was created by Jennifer Findley, LLC.

- It **may** be printed and photocopied for single classroom use.
- It **may** be placed on secure learning management systems or platforms such as Canvas and Google Classroom. It may **NOT** be put in the Canvas Commons.
- It **may not** be put on the open, searchable, unsecure Internet, sold, or distributed in any other form.

Check out my store for more resources for grades 3-5.



Follow my blog for strategies, freebies, and teaching ideas.

www.JenniferFindley.com

