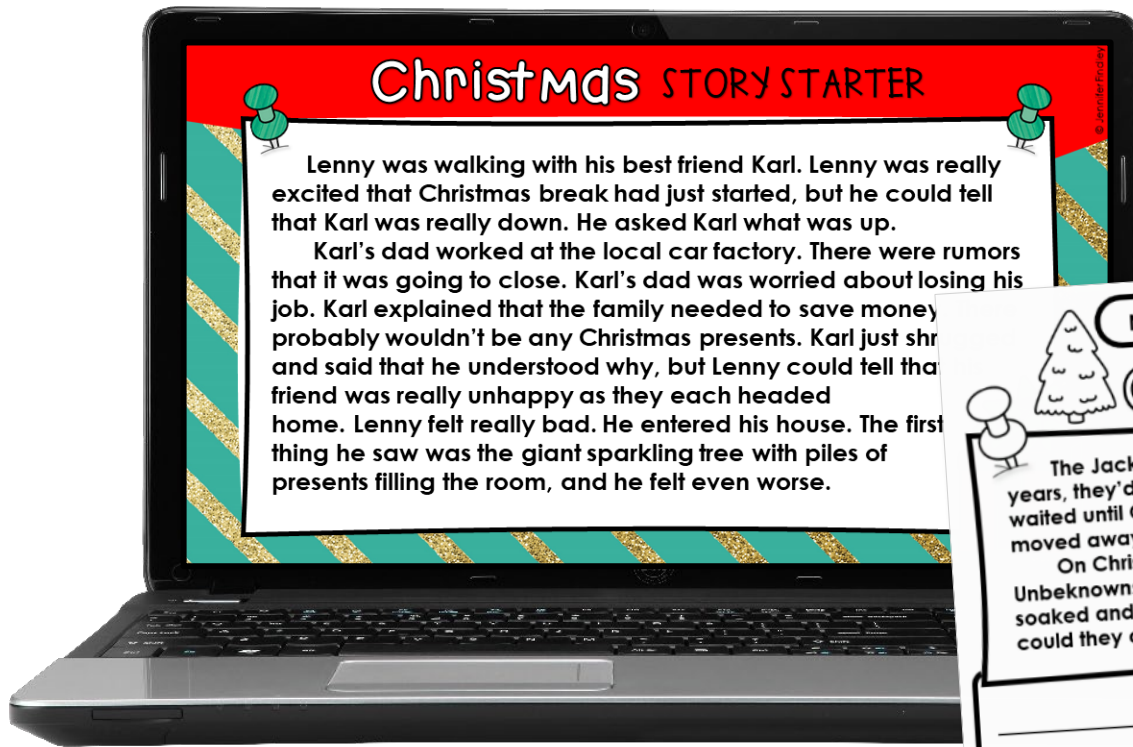


# FREE CHRISTMAS STORY STARTERS



**DIGITAL ACCESS ON PAGE 3**

Name \_\_\_\_\_ Date \_\_\_\_\_

## Christmas STORY STARTER #1

The Jacksons' favorite family event was decorating the Christmas tree. For years, they'd been collecting tinsel, lights, and homemade ornaments. These days, they waited until Christmas Eve to decorate. Some of the Jackson kids were grown and had moved away. Christmas Eve was the one day when they could all get together.

On Christmas Eve, Mrs. Jackson went down to fetch the boxes of decorations. Unbeknownst to the family, the back corner of the cellar had flooded. The boxes were soaked and moldy. All of the decorations were ruined. The family was devastated. How could they decorate the tree?

---

---

---

---

---

---

---

---

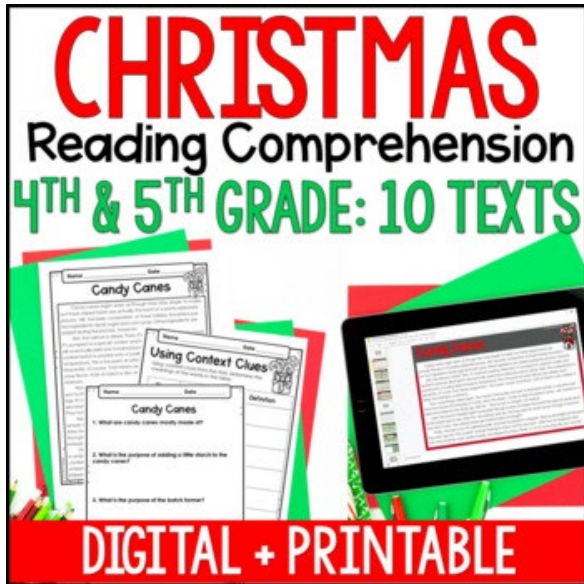
---

---

# WANT MORE CHRISTMAS RESOURCES?

## CHRISTMAS

Reading Comprehension  
4<sup>TH</sup> & 5<sup>TH</sup> GRADE: 10 TEXTS



**DIGITAL + PRINTABLE**

## Christmas

and Winter  
Writing Prompts

WRITING PROMPTS,  
PLANNING PAGES, AND  
PUBLISHING PAGES



GOOGLE SLIDES INCLUDED

## CHRISTMAS

### AROUND THE WORLD



GOOGLE SLIDES INCLUDED

## CHRISTMAS

### MATH ACTIVITIES

#### 5<sup>TH</sup> GRADE



GOOGLE SLIDES INCLUDED

## CHRISTMAS

### MATH ACTIVITIES

#### 4<sup>TH</sup> GRADE

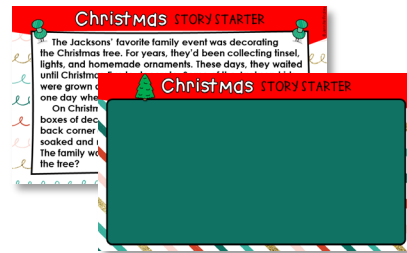
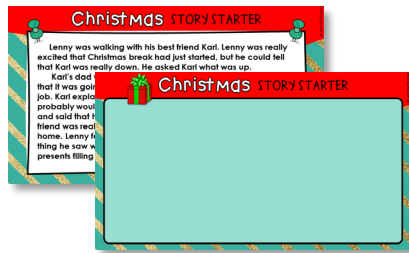


GOOGLE SLIDES INCLUDED

# DIGITAL ACCESS & GOOGLE SLIDES DETAILS

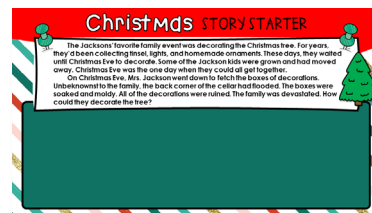
1. Make sure that you're logged in under the Google Account you want to use the file with, which is most likely your school account.
2. Click on the links on the next page to access the files. The webpage will ask you to **make a copy**. By default, Google Drive will save your copy in your main drive, not a folder.
3. To assign specific slides from the Google Slides file, make a copy of your master. (You can do this by right-clicking on the file, or while the file is open, going to FILE > MAKE A COPY.)
4. Rename your new copy. Delete any pages you don't want to assign.
5. If you're using the file with Google Classroom, **make sure that you make a copy for each student when assigning the file**. Otherwise, all of your students will be editing the same copy.

## Version 1 – Full-Page Story with Full-Page Text Slide



[Click here to COPY to your drive.](#)

## Version 2 – Half-Page Story and Half-Page Text Box (with Extra Full-Page Text Slide If Needed)



[Click here to COPY to your drive.](#)

Name \_\_\_\_\_ Date \_\_\_\_\_



# Christmas STORY STARTER #1



The Jacksons' favorite family event was decorating the Christmas tree. For years, they'd been collecting tinsel, lights, and homemade ornaments. These days, they waited until Christmas Eve to decorate. Some of the Jackson kids were grown and had moved away. Christmas Eve was the one day when they could all get together.

On Christmas Eve, Mrs. Jackson went down to fetch the boxes of decorations. Unbeknownst to the family, the back corner of the cellar had flooded. The boxes were soaked and moldy. All of the decorations were ruined. The family was devastated. How could they decorate the tree?

---

---

---

---

---

---

---

---

---

---



Name \_\_\_\_\_ Date \_\_\_\_\_

# Christmas STORY STARTER #2



Lenny was walking with his best friend Karl. Lenny was really excited that Christmas break had just started, but he could tell that Karl was really down. He asked Karl what was up. Karl's dad worked at the local car factory. There were rumors that it was going to close. Karl's dad was worried about losing his job. Karl explained that the family needed to save money. There probably wouldn't be any Christmas presents. Karl just shrugged and said that he understood why, but Lenny could tell that his friend was really unhappy as they each headed home. Lenny felt really bad. He entered his house. The first thing he saw was the giant sparkling tree with piles of presents filling the room, and he felt even worse.

---

---

---

---

---

---

---

---

---

---

This resource was created by Jennifer Findley. It may be printed and photocopied for single classroom use. It may not be put on the Internet, sold, or distributed in any form. Check out my store for more resources that are common core aligned.



Follow my blog for updates and freebies.

[www.JenniferFindley.com](http://www.JenniferFindley.com)

Thanks!  
Jennifer Findley

### CREDITS:

