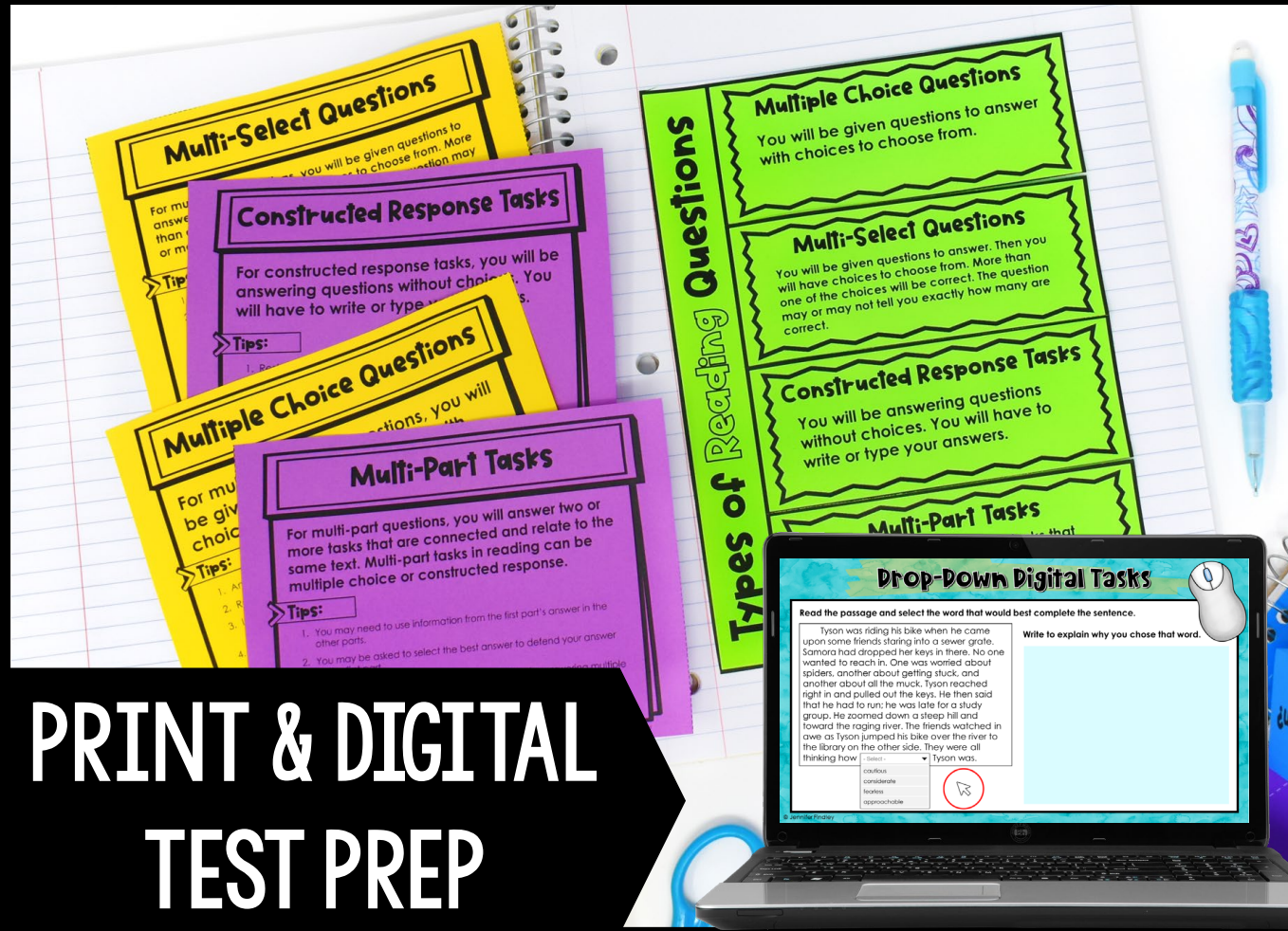


# Digital access is on page 4

## PRACTICING TYPES OF READING QUESTIONS



**Multi-Select Questions**  
For multi-select questions, you will be given questions to answer with more than one choice. More than one choice may be correct.

**Constructed Response Tasks**  
For constructed response tasks, you will be answering questions without choices. You will have to write or type your answers.

**Multiple Choice Questions**  
For multiple choice questions, you will be given questions to answer. Then you will have choices to choose from. More than one of the choices will be correct. The question may or may not tell you exactly how many are correct.

**Multi-Part Tasks**  
For multi-part questions, you will answer two or more tasks that are connected and relate to the same text. Multi-part tasks in reading can be multiple choice or constructed response.

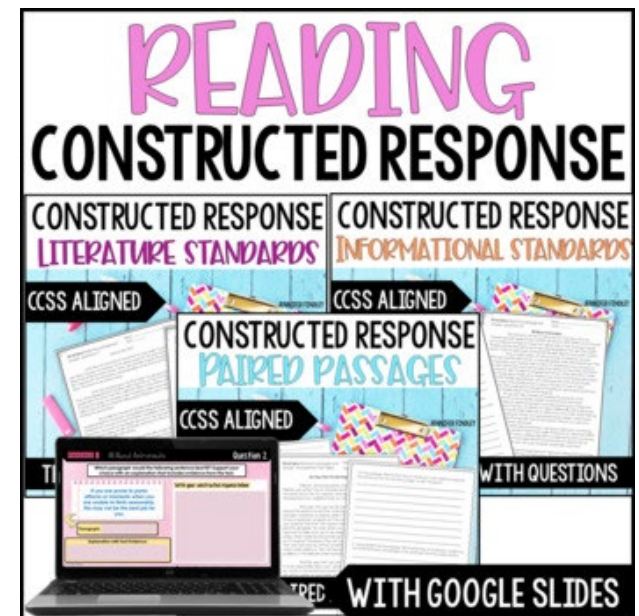
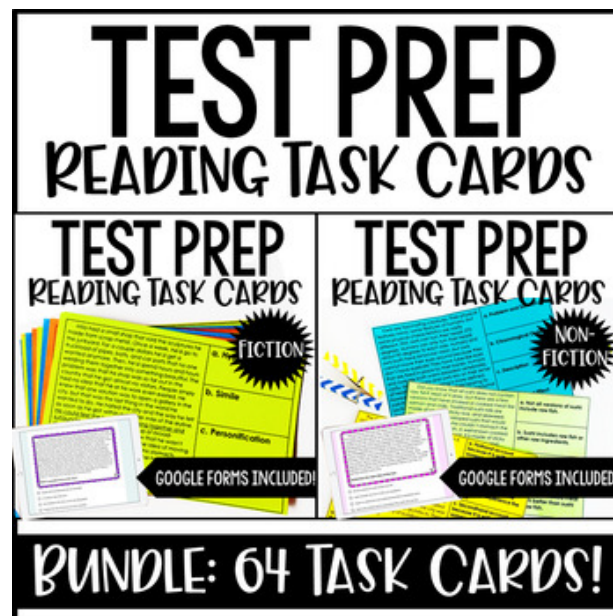
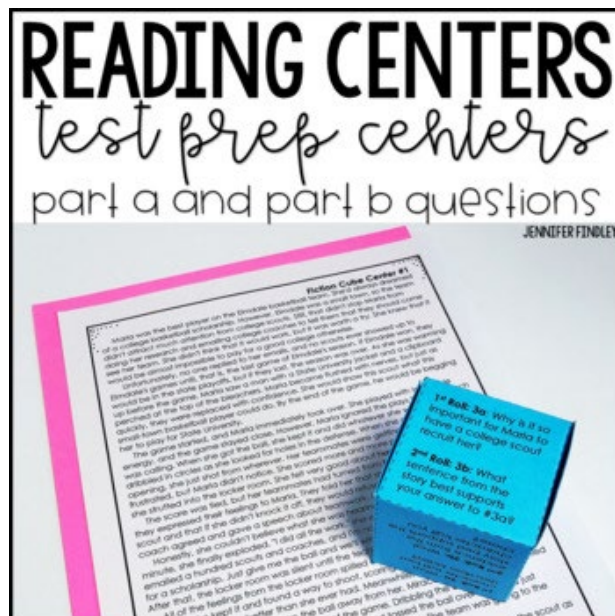
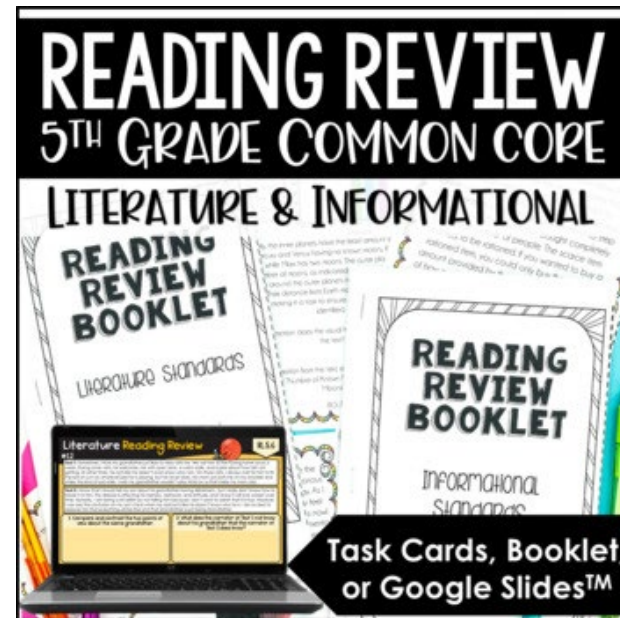
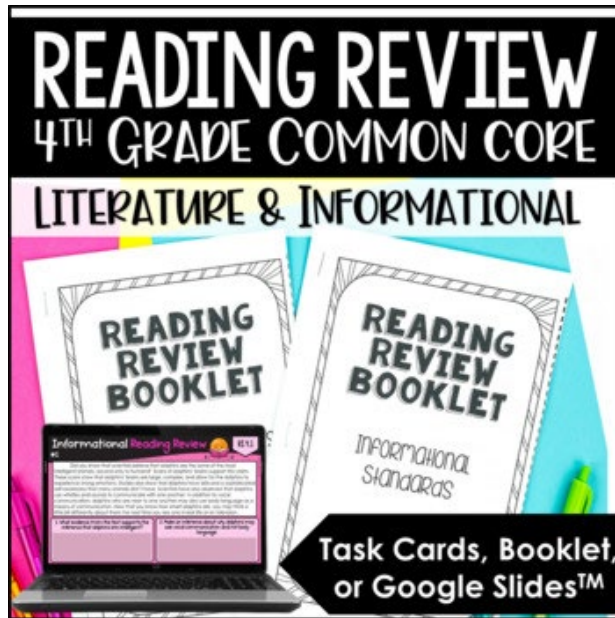
**Types of Reading Questions**

**Drop-Down Digital Tasks**  
Read the passage and select the word that would best complete the sentence.  
Write to explain why you chose that word.

Tyson was riding his bike when he came upon some friends staring into a sewer grate. Samara had dropped her keys in there. No one wanted to reach in. One was worried about spiders, another about getting stuck, and another about all the muck. Tyson reached right in and pulled out the keys. He then said that he had to run; he was late for a study group. He zoomed down a steep hill and toward the raging river. The friends watched in awe as Tyson jumped his bike over the river to the library on the other side. They were all thinking how \_\_\_\_\_ Tyson was.

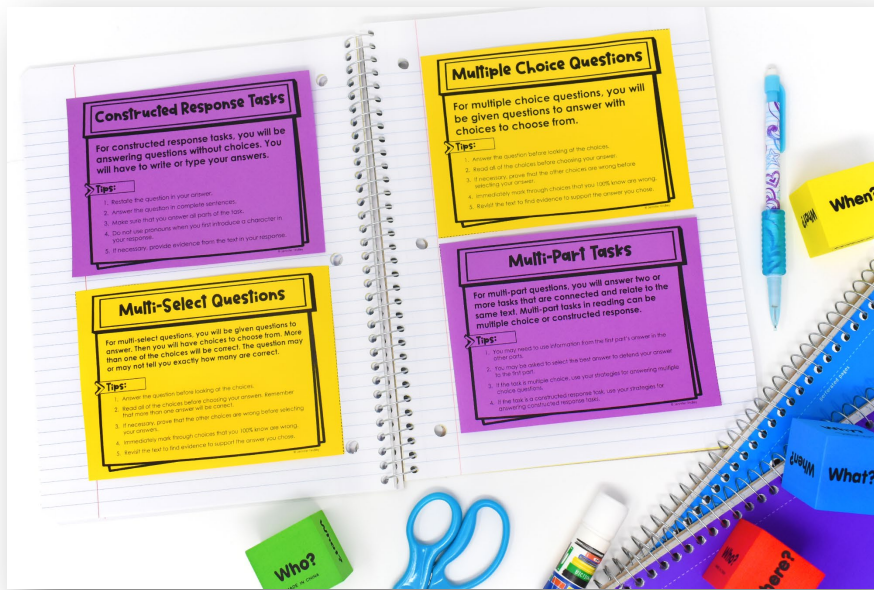
choices  
considerate  
lootless  
reprehensible

If you need additional reading test prep materials, check out the resources below.





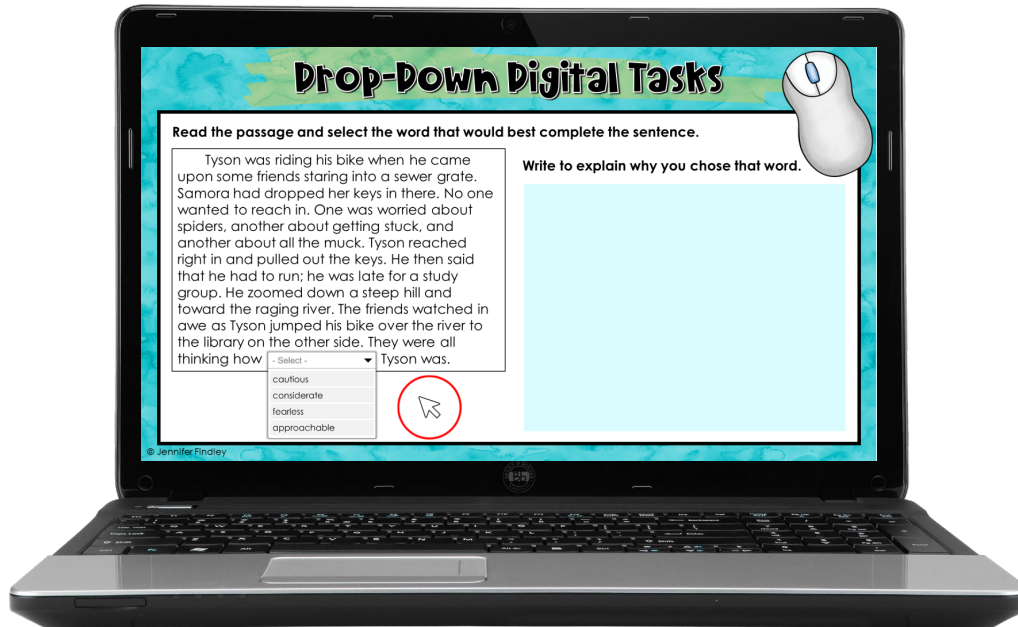
# About The Resource



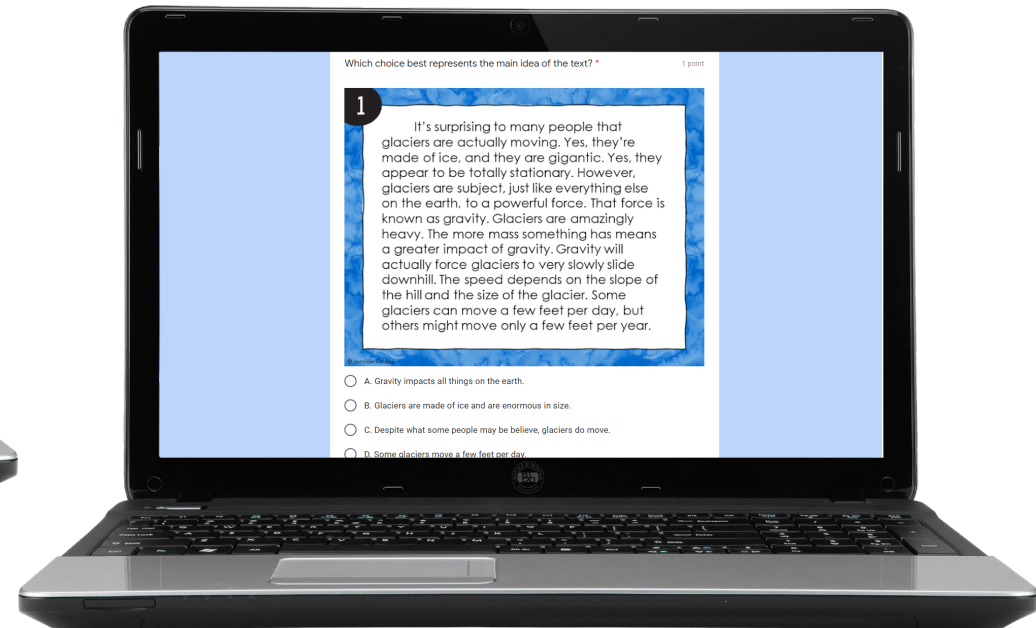
This resource includes a free set of posters, student practice pages, and interactive notebook printables to go over different types of reading questions for test prep.

Title	Pages
Digital Access	4
Teaching Posters	5-11
Student Practice Pages	12-20
Interactive Notebook Printables	21-28

# Digital Access



[Click here to make a COPY of the Google Slides file to your drive.](#)



[Click here to make a COPY of the Google Forms file to your drive.](#)

# Types of Reading Questions

# Multiple Choice Questions

**For multiple choice questions, you will be given questions to answer with choices to choose from.**

## **Tips:**

1. Answer the question before looking at the choices.
2. Read all of the choices before choosing your answer.
3. If necessary, prove that the other choices are wrong before selecting your answer.
4. Immediately mark through choices that you 100% know are wrong.
5. Revisit the text to find evidence to support the answer you chose.

# Multi-Select Questions

For multi-select questions, you will be given questions to answer. Then you will have choices to choose from. More than one of the choices will be correct. The question may or may not tell you exactly how many are correct.

## Tips:

1. Answer the question before looking at the choices.
2. Read all of the choices before choosing your answers. Remember that more than one answer will be correct.
3. If necessary, prove that the other choices are wrong before selecting your answers.
4. Immediately mark through choices that you 100% know are wrong.
5. Revisit the text to find evidence to support the answer you chose.

# Constructed Response Tasks

**For constructed response tasks, you will be answering questions without choices. You will have to write or type your answers.**

## **Tips:**

1. Restate the question in your answer.
2. Answer the question in complete sentences.
3. Make sure that you answer all parts of the task.
4. Do not use pronouns when you first introduce a character in your response.
5. If necessary, provide evidence from the text in your response.



# Multi-Part Tasks

**For multi-part questions, you will answer two or more tasks that are connected and relate to the same text. Multi-part tasks in reading can be multiple choice or constructed response.**

## **Tips:**

1. You may need to use information from the first part's answer in the other parts.
2. You may be asked to select the best answer to defend your answer to the first part.
3. If the task is multiple choice, use your strategies for answering multiple choice questions.
4. If the task is a constructed response task, use your strategies for answering constructed response tasks.

# Drag & Drop Digital Tasks

For drag and drop questions, you will be dragging and dropping words or sentences to show your answers.

You might complete charts by reading statements and dragging and dropping them to the correct headings. You might label a word, phrase, or sentence by dragging and dropping the label above it, beside it, or under it.

## > Tips:

1. Read the directions carefully and more than once if needed.
2. When you are done, look back at where you dragged and dropped the items to double check your work.

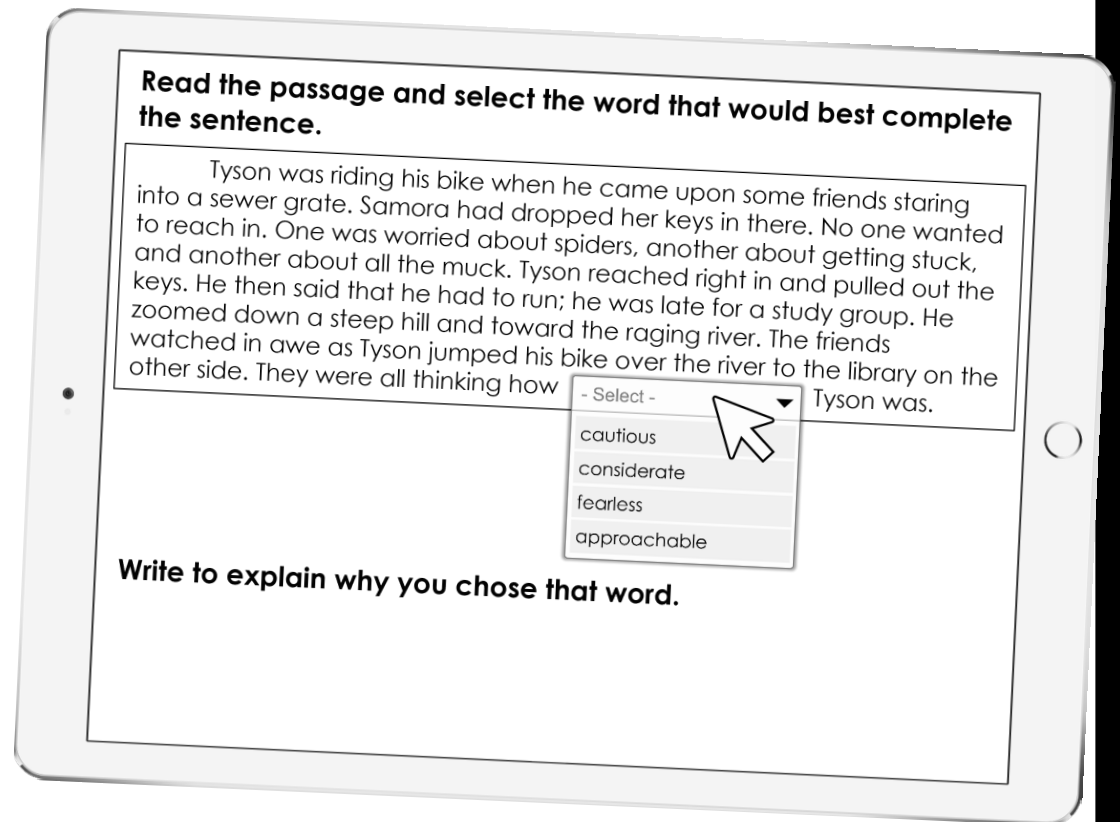
Complete the chart to show which sentences include similes and which include metaphors. Move each sentence under the correct heading of the chart.

Similes	Metaphors

- The wind was a racecar, whipping back and forth.
- The basketball players were as tall as mountains.
- Taryn is an eagle on her skateboard when she rides through the neighborhood.
- When my cat hears the can opener, he races through the room like a tornado.

# Drop-Down Digital Tasks

**For drop-down questions, you will complete sentences or paragraphs by choosing the correct words, phrases, or sentences from drop-down lists.**



## > **Tips:**

1. Read the sentence/paragraph, and think about what might go in the blank before clicking to see the choices.
2. Plug each choice into the sentence/paragraph to see which one makes the most sense.

**The following printables have descriptions of the types of questions, tips for answering each type of question, and a practice question. There is a page for each type of question. An answer key is also included.**

# DROP-DOWN TASKS

## DRAG AND DROP TASKS

For drag and drop questions, you will be dragging and dropping words or sentences to show your answers.

You might complete charts by reading statements and dragging and dropping them to the correct headings.

You might label a word, phrase, or sentence by dragging and dropping the label above it, beside it, or under it.

**Tips:**

1. Read the directions carefully and more than once if needed.
2. When you are done, look back at where you dragged and dropped the items to double check your work.

**Complete the chart to show which sentences include similes and which include metaphors. Move each sentence under the correct heading of the chart.**

Similes	Metaphors
<ul style="list-style-type: none"><li>When my cat hears the can opener, he races through the room like a tornado.</li></ul>	<ul style="list-style-type: none"><li>The wind was a racecar, whipping back and forth.</li><li>The basketball players were as tall as mountains.</li><li>Taryn is an eagle on her skateboard when she rides through the neighborhood.</li></ul>

**Study the student's work. Find the sentence that is sorted incorrectly and write it below. Tell how you know it is sorted incorrectly.**

© Jennifer Findley www.JenniferFindley.com

# MULTIPLE CHOICE QUESTIONS

For multiple choice questions, you will be given questions to answer with choices to choose from.

**Tips:**

1. Answer the question before looking at the choices.
2. Read all of the choices before choosing your answer.
3. If necessary, prove that the other choices are wrong before selecting your answer.
4. Immediately mark through choices that you 100% know are wrong.
5. Revisit the text to find evidence to support the answer you chose.

It's surprising to many people that glaciers are actually moving. Yes, they're made of ice, and they are gigantic. Yes, they appear to be totally stationary. However, glaciers are subject, just like everything else on the earth, to a powerful force. That force is known as gravity. Glaciers are amazingly heavy. The more mass something has means a greater impact of gravity. Gravity will actually force glaciers to very slowly slide downhill. The speed depends on the slope of the hill and the size of the glacier. Some glaciers can move a few feet per day, but others might move only a few feet per year.

Which choice best represents the main idea of the text?

- a. Gravity impacts all things on the earth.
- b. Glaciers are made of ice and are enormous in size.
- c. Despite what some people may believe, glaciers do move.
- d. Some glaciers move a few feet per day.



# MULTI-SELECT QUESTIONS

For multi-select questions, you will be given questions to answer. Then you will have choices to choose from. More than one of the choices will be correct. The question may or may not tell you exactly how many are correct.

## **Tips:**

1. Answer the question before looking at the choices.
2. Read all of the choices before choosing your answers. Remember that more than one answer will be correct.
3. If necessary, prove that the other choices are wrong before selecting your answers.
4. Immediately mark through choices that you 100% know are wrong.
5. Revisit the text to find evidence to support the answer you chose.

More than anything, Tiny Jones wanted to make the basketball team. However, he had two things working against him. He could do something about one of those things, but he couldn't do anything about the other. The first problem was that he was short. When he had tried out for the first time, the coach had laughed and had told him that he was too small. Some of the less kind players had laughed, too, but Tiny had ignored them. He wanted this. The second problem was that he simply wasn't a great basketball player. He *could* control that. He wrote down all of the things that everyone had said about him being short, and he taped them to the wall next to his bed. He looked at these words every morning and used them as motivation to drag himself out of bed. Then he jogged to the town basketball court, and he practiced for three hours before school. He dribbled, passed against the wall, and took hundreds of shots every day. One year to the day after he was laughed off the court, Tiny, to everyone's astonishment except his own, made the basketball team.

Select the TWO themes that this story could have.

- a. Perseverance pays off.
- b. Many things in life are out of our control.
- c. Practice makes you better.
- d. There is no point in trying to improve if you are not physically able to do something.

# CONSTRUCTED RESPONSE TASKS

For constructed response tasks, you will be answering questions without choices. You will have to write or type your answers.

**Tips:**

1. Restate the question in your answer.
2. Answer the question in complete sentences.
3. Make sure that you answer all parts of the task.
4. Do not use pronouns when you first introduce a character in your response.
5. If necessary, provide evidence from the text in your response.

The development of colonial government happened pretty quickly. It started in Virginia. In 1619, the Virginia House of Burgesses was formed. This was the first assembly in North America in which people voted for their representatives. It was a great success. Soon, every other North American colony demanded assemblies, too. In 1620, the Pilgrims wrote and signed the Mayflower Compact. This document gave Pilgrims the authority to govern themselves. It also established a set of rules for them to live by. It was the first written example of self-government in U.S. history. In 1639, the Fundamental Orders of Connecticut was created. This was the first written constitution in North America. It stated that the government's role was to protect each person's rights. New colonies used it as a model for their own governments. This series of events represented a huge leap forward for colonial governments. All of this progress came in only twenty years' time.

Determine the text structure used by the author. Provide evidence to support your answer.

# MULTI-PART TASKS

For multi-part questions, you will answer two or more tasks that are connected and relate to the same text. Multi-part tasks in reading can be multiple choice or constructed response.

**Tips:**

1. You may need to use information from the first part's answer in the other parts.
2. You may be asked to select the best answer to defend your answer to the first part.
3. If the task is multiple choice, use your strategies for answering multiple choice questions.
4. If the task is a constructed response task, use your strategies for answering constructed response tasks.

Johnny couldn't stand indoor recess. It wasn't that he didn't like reading or chatting with his friends. It was just that the school day was long. The building was stuffy. In fact, for some reason, most of the school's windows didn't open. Johnny sat at his desk as he tried to read, but his mind kept wandering. He was thinking about what he was going to do now that he'd probably have the afternoon free. He was sure that they were going to cancel the soccer game. There would be no way that the field would be in any condition to play on. It would be a muddy mess. He cleared his head of that idea so that he could focus on his book, but then he was distracted again. This time, it was by the drip-drip-dripping into the bucket in the corner. It was no surprise, given how old this building was, but it sure was annoying when you were trying to concentrate!

Part A: Infer the reason why the class is having indoor recess.

- a. The class has misbehaved, and this is their consequence.
- b. The teacher and students both prefer indoor recess on cold days.
- c. The temperature is too cold for the students to play outside.
- d. The rainy weather is making it inappropriate for outside recess.

Part B: Include at least two pieces of evidence from the text to support your inference from Part A.

# MULTI-PART TASKS

For multi-part questions, you will answer two or more tasks that are connected and relate to the same text. Multi-part tasks in reading can be multiple choice or constructed response.

**Tips:**

1. You may need to use information from the first part's answer in the other parts.
2. You may be asked to select the best answer to defend your answer to the first part.
3. If the task is multiple choice, use your strategies for answering multiple choice questions.
4. If the task is a constructed response task, use your strategies for answering constructed response tasks.

Starla was playing in the driveway. Her father had been inside making a cake for Starla's mother's surprise party that night. Now, he was sprinting out to his car until he screeched to a stop. He was staring at a flat tire. He yelled out, "WHYYYYYYY!" Then he saw Starla.

"Starla, I need help!" he said. "We need eggs, and the market closes in seven minutes. Can you bike there in time?" Starla nodded, grabbed the \$5 from his hand, and zoomed off.

Starla knew that it was going to be tight. If she took the normal route down Elm, she wouldn't make it. Instead, she skidded to take a sharp right into Dawson Park. Starla rumbled along the dirt trail, knowing what was ahead – Looter's Creek. She'd have to pop off the hill just right to make it over. Otherwise, there would be a big splash, no eggs, and no cake. Starla gained speed on the hill and threw her weight skyward. She soared for a second and then landed like a feather on the far side. Seconds later, Starla burst from the woods into the market parking lot with two minutes to spare.

Part A: What is the challenge in the story?

Part B: How does the main character respond to the challenge?

# DRAG AND DROP TASKS

For drag and drop questions, you will be dragging and dropping words or sentences to show your answers.

You might complete charts by reading statements and dragging and dropping them to the correct headings.

You might label a word, phrase, or sentence by dragging and dropping the label above it, beside it, or under it.

## Tips:

1. Read the directions carefully and more than once if needed.
2. When you are done, look back at where you dragged and dropped the items to double check your work.

**Complete the chart to show which sentences include similes and which include metaphors. Move each sentence under the correct heading of the chart.**

Similes	Metaphors
<ul style="list-style-type: none"><li>• When my cat hears the can opener, he races through the room like a tornado.</li></ul>	<ul style="list-style-type: none"><li>• The wind was a racecar, whipping back and forth.</li><li>• The basketball players were as tall as mountains.</li><li>• Taryn is an eagle on her skateboard when she rides through the neighborhood.</li></ul>

**Study the student's work. Find the sentence that is sorted incorrectly and write it below. Tell how you know it is sorted incorrectly.**



# DROP-DOWN TASKS

For drop-down questions, you will complete sentences or paragraphs by choosing the correct words, phrases, or sentences from drop-down lists.

## Tips:

1. Read the sentence/paragraph, and think about what might go in the blank before clicking to see the choices.
2. Plug each choice into the sentence/paragraph to see which one makes the most sense.

**Read the passage and select the word that would best complete the sentence.**

Tyson was riding his bike when he came upon some friends staring into a sewer grate. Samora had dropped her keys in there. No one wanted to reach in. One was worried about spiders, another about getting stuck, and another about all the muck. Tyson reached right in and pulled out the keys. He then said that he had to run; he was late for a study group. He zoomed down a steep hill and toward the raging river. The friends watched in awe as Tyson jumped his bike over the river to the library on the other side. They were all thinking how

- Select -

cautious

considerate

fearless

approachable

was.

**Write to explain why you chose that word.**

# ANSWER KEY

Type of Question	Example Answer
Multiple Choice Questions	C
Multi-Select Questions	A and C
Constructed Response Tasks	The text structure used is chronological order/sequence. The evidence that supports this is that the details and events were listed in the order they occurred and that dates were used to organize them.
Multi-Part Tasks (Example #1)	Part A: D  Part B: The soccer game was probably going to be canceled because the field would be muddy and the water dripping into the bucket.
Multi-Part Tasks (Example #2)	Part A: The challenge is that Starla's father needs ingredients for a surprise cake for her mother but he has a flat tire.  Part B: Starla responded to the challenge by thinking fast and taking an alternative (and risky) route on her bike to get to the market before it closed.
Drag and Drop Tasks	The sentence that was incorrectly sorted was "The basketball players were as tall as mountains." The sentence uses "as" in the comparison, which makes it a simile, not a metaphor.
Drop-Down Tasks	The word I chose was "fearless" because Tyson showed examples of being fearless when he pulled Samora's keys out of the sewer grate and when he jumped his bike over the river.

# Interactive Notebook Printables

The following slides have interactive notebook templates for your students that match the posters.

**Types of Reading Questions**  
Cutting and Gluing Directions: Cut along the dotted lines. Glue each card to your notebook.

**Types of Reading Questions**  
Cutting and Gluing Directions: Cut along the dotted lines. Glue each card to your notebook.

**Types of Reading Questions**  
Cutting and Gluing Directions: Cut along the dotted lines. Glue each card to your notebook.

**Constructed Response Tasks**

For constructed response tasks, you will be answering questions without choices. You will have to write or type your answers.

**Tips:**

1. Restate the question in your answer.
2. Answer the question in complete sentences.
3. Make sure that you answer all parts of the task.
4. Do not use pronouns when you first introduce a character in your response.
5. If necessary, provide evidence from the text in your response.

**Multi-Part Tasks**

For multi-part questions, you will answer two or more tasks that are connected and relate to the same text. Multi-part tasks in reading can be multiple choice or constructed response.

**Tips:**

1. You may need to use information from the first part's answer in the other parts.
2. You may be asked to select the best answer to defend your answer to the first part.
3. If the task is multiple choice, use your strategies for answering multiple choice questions.
4. If the task is a constructed response task, use your strategies for answering constructed response tasks.

© Jennifer Findley

Miniature versions of the posters

**Types of Reading Questions**  
Cutting and Gluing Directions: Cut out the template. Glue the narrow strip to your paper. Cut the inside lines to create four flaps.

**Types of Reading Questions**  
Cutting and Gluing Directions: Cut out the template. Glue the narrow strip to your paper. Cut the inside lines to create four flaps.

**Types of Reading Questions**  
Cutting and Gluing Directions: Cut out the template. Glue the narrow strip to your paper. Cut the inside lines to create four flaps.

**Types of Reading Questions**

**Multiple Choice Questions**

**Multi-Select Questions**

**Constructed Response Tasks**

**Multi-Part Tasks**

Directions: Use the posters to write about each type of question under the flaps.

© Jennifer Findley

Types of Reading Questions  
(for creating tabs and  
writing definitions and tips  
underneath)

**Types of Reading Questions**  
Cutting and Gluing Directions: Cut out the template. Glue the narrow strip to your paper. Cut the inside lines to create four flaps.

**Types of Reading Questions**  
Cutting and Gluing Directions: Cut out the template. Glue the narrow strip to your paper. Cut the inside lines to create four flaps.

**Types of Reading Questions**  
Cutting and Gluing Directions: Cut out the template. Glue the narrow strip to your paper. Cut the inside lines to create four flaps.

**Types of Reading Questions**

**Multiple Choice Questions**  
You will be given questions to answer with choices to choose from.

**Multi-Select Questions**  
You will be given questions to answer. Then you will have choices to choose from. More than one of the choices will be correct. The question may or may not tell you exactly how many are correct.

**Constructed Response Tasks**  
You will be answering questions without choices. You will have to write or type your answers.

**Multi-Part Tasks**  
You will answer two or more tasks that are connected and relate to the same text. Multi-part tasks in reading can be multiple choice or constructed response.

Directions: Use the posters to write tips for answering each type of question under the flaps.

© Jennifer Findley

Types of Reading Questions  
with definitions (for creating  
tabs and writing tips  
underneath)

# Types of Reading Questions

Cutting and Gluing Directions: Cut along the dotted lines. Glue each card to your notebook.

## Multiple Choice Questions

For multiple choice questions, you will be given questions to answer with choices to choose from.

### > Tips:

1. Answer the question before looking at the choices.
2. Read all of the choices before choosing your answer.
3. If necessary, prove that the other choices are wrong before selecting your answer.
4. Immediately mark through choices that you 100% know are wrong.
5. Revisit the text to find evidence to support the answer you chose.

© Jennifer Findley

## Multi-Select Questions

For multi-select questions, you will be given questions to answer. Then you will have choices to choose from. More than one of the choices will be correct. The question may or may not tell you exactly how many are correct.

### > Tips:

1. Answer the question before looking at the choices.
2. Read all of the choices before choosing your answers. Remember that more than one answer will be correct.
3. If necessary, prove that the other choices are wrong before selecting your answers.
4. Immediately mark through choices that you 100% know are wrong.
5. Revisit the text to find evidence to support the answer you chose.

© Jennifer Findley

# Types of Reading Questions

Cutting and Gluing Directions: Cut along the dotted lines. Glue each card to your notebook.

## Constructed Response Tasks

For constructed response tasks, you will be answering questions without choices. You will have to write or type your answers.

### > Tips:

1. Restate the question in your answer.
2. Answer the question in complete sentences.
3. Make sure that you answer all parts of the task.
4. Do not use pronouns when you first introduce a character in your response.
5. If necessary, provide evidence from the text in your response.

© Jennifer Findley

## Multi-Part Tasks

For multi-part questions, you will answer two or more tasks that are connected and relate to the same text. Multi-part tasks in reading can be multiple choice or constructed response.

### > Tips:

1. You may need to use information from the first part's answer in the other parts.
2. You may be asked to select the best answer to defend your answer to the first part.
3. If the task is multiple choice, use your strategies for answering multiple choice questions.
4. If the task is a constructed response task, use your strategies for answering constructed response tasks.

© Jennifer Findley

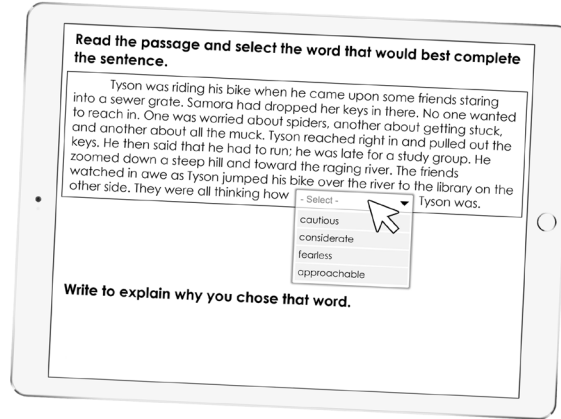


# Types of Reading Questions

Cutting and Gluing Directions: Cut along the dotted lines. Glue each card to your notebook.

## Drop-Down Digital Tasks

For drop-down questions, you will complete sentences or paragraphs by choosing the correct words, phrases, or sentences from drop-down lists.



### ➤ Tips:

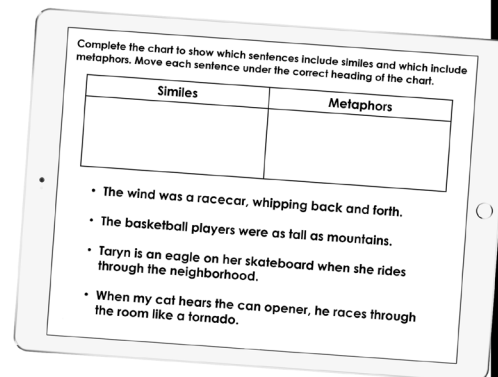
1. Read the sentence/paragraph, and think about what might go in the blank before clicking to see the choices.
2. Plug each choice into the sentence/paragraph to see which one makes the most sense.

© Jennifer Findley

## Drag & Drop Digital Tasks

For drag and drop questions, you will be dragging and dropping words or sentences to show your answers.

You might complete charts by reading statements and dragging and dropping them to the correct headings. You might label a word, phrase, or sentence by dragging and dropping the label above it, beside it, or under it.



### ➤ Tips:

1. Read the directions carefully and more than once if needed.
2. When you are done, look back at where you dragged and dropped the items to double check your work.

© Jennifer Findley

# Types of Reading Questions

Cutting and Gluing Directions: Cut out the template. Glue the narrow strip to your paper. Cut the inside lines to create four flaps.

<b>Types of Reading Questions</b>	<b>Multiple Choice Questions</b>
	<b>Multi-Select Questions</b>
	<b>Constructed Response Tasks</b>
	<b>Multi-Part Tasks</b>

Directions: Use the posters to write about each type of question under the flaps.

# Types of Reading Questions

Cutting and Gluing Directions: Cut out the template. Glue the narrow strip to your paper. Cut the inside lines to create four flaps.

## Types of Reading Questions

### Digital Drop-Down Tasks

Read the passage and select the word that would best complete the sentence.

Tyson was riding his bike when he came upon some friends staring into a sewer grate. Samora had dropped her keys in there. No one wanted to reach in. One was worried about spiders, another about getting stuck, and another about all the muck. Tyson reached right in and pulled out the keys. He then said that he had to run; he was late for a study group. He zoomed down a steep hill and toward the raging river. The friends watched in awe as Tyson jumped his bike over the river to the library on the other side. They were all thinking how \_\_\_\_\_ Tyson was.

Select -

- cautious
- considerate
- fearless
- approachable

Write to explain why you chose that word.

### Digital Drag & Drop Tasks

Complete the chart to show which sentences include similes and which include metaphors. Move each sentence under the correct heading of the chart.

Similes	Metaphors

- The wind was a racecar, whipping back and forth.
- The basketball players were as tall as mountains.
- Taryn is an eagle on her skateboard when she rides through the neighborhood.
- When my cat hears the can opener, he races through the room like a tornado.

Directions: Use the posters to write about each type of question under the flaps.

# Types of Reading Questions

Cutting and Gluing Directions: Cut out the template. Glue the narrow strip to your paper. Cut the inside lines to create four flaps.

<b>Types of Reading Questions</b>	<b>Multiple Choice Questions</b> You will be given questions to answer with choices to choose from.
	<b>Multi-Select Questions</b> You will be given questions to answer. Then you will have choices to choose from. More than one of the choices will be correct. The question may or may not tell you exactly how many are correct.
	<b>Constructed Response Tasks</b> You will be answering questions without choices. You will have to write or type your answers.
	<b>Multi-Part Tasks</b> You will answer two or more tasks that are connected and relate to the same text. Multi-part tasks in reading can be multiple choice or constructed response.

Directions: Use the posters to write tips for answering each type of question under the flaps.

# Types of Reading Questions

Cutting and Gluing Directions: Cut out the template. Glue the narrow strip to your paper. Cut the inside lines to create four flaps.

<b>Types of Reading Questions</b>	<b>Digital Drop-Down Tasks</b>  For drop-down questions, you will complete sentences or paragraphs by choosing the correct words, phrases, or sentences from drop-down lists.
	<b>Digital Drag &amp; Drop Tasks</b>  For drag and drop questions, you will be dragging and dropping words or sentences to show your answers.

Directions: Use the posters to write about each type of question under the flaps.



This resource was created by Jennifer Findley.

- It **may** be printed and photocopied for single classroom use.
- It **may** be placed on secure learning management systems or platforms such as Canvas and Google Classroom.
- It **may not** be put on the open, searchable, unsecure Internet, sold, or distributed in any other form.
- It **may not** be added to the Canvas Commons and shared with other teachers.

Check out my store for more resources for grades 3-5.



Follow my blog for updates and freebies.

[www.JenniferFindley.com](http://www.JenniferFindley.com)

Thanks!  
Jennifer Findley



pigknit

