

STOP!

Digital Access Links on PAGE 2

# FREE PARTS OF SPEECH TASK CARDS



# IMPORTANT GOOGLE SLIDES INFORMATION

1. Make sure that you're logged in under the Google Account you want to use the file with, which is most likely your school account.
2. Click on the links on the next page to access the activities you want to access. The webpage will ask you to **make a copy**. By default, Google Drive will save your copy in your main drive, not a folder.
3. Each page contains text boxes for students to type their answers into or interactive moveable pieces. The students must be in "edit" mode (and not "present" mode).
4. Answer keys are included in this PDF, not in the Google Slides file.
5. To assign students pages from the Google Slides file, make a copy of your master. (You can do this by right-clicking on the file, or while the file is open, go to FILE > MAKE A COPY.)
6. Rename your new copy. Delete any pages you don't want to assign.
7. If you're using the file with Google Classroom, **make sure that you make a copy for each student**. Otherwise, all of your students will be editing the same copy.

**Make sure that the students work in "edit" mode and NOT "present" mode.**



**[Click here to COPY Basic Parts of Speech to your drive.](#)**

[Need a step-by-step guide for assigning Google Slides in Google Classroom? Click here!](#)

# MORE GRAMMAR RESOURCES FOR GRADES 4-5

## 5<sup>TH</sup> GRADE GRAMMAR BUNDLE: 22 SETS

PRINTABLE TASK CARDS INCLUDED!

## GRAMMAR CHOICE BOARDS

GOOGLE SLIDES INCLUDED!

## GRAMMAR REVIEW OF THE DAY BUNDLE: 4<sup>TH</sup> & 5<sup>TH</sup> GRADE

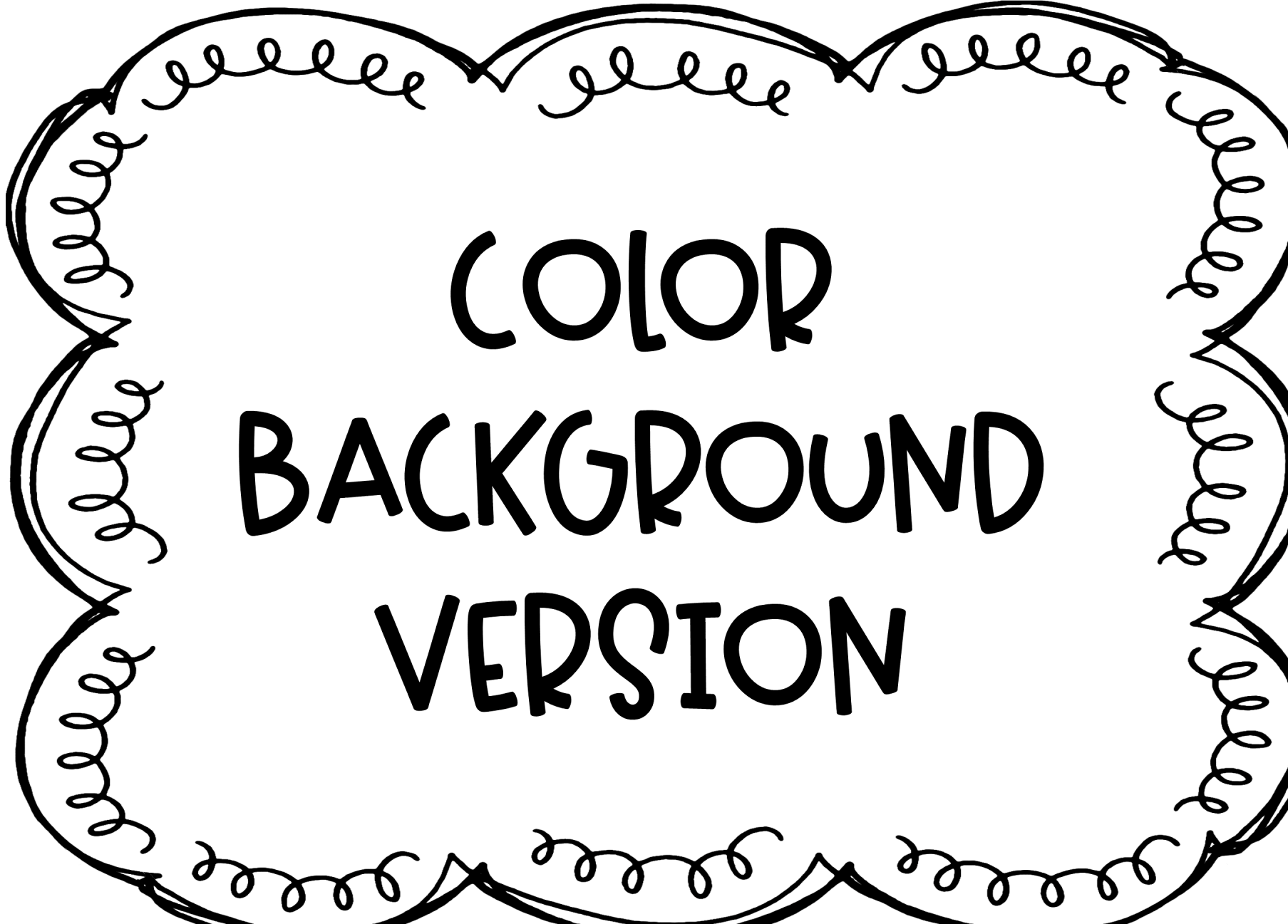
PRINTABLE + DIGITAL VERSIONS

## Grammar Review DIGITAL + PRINTABLE BUNDLE: 8 SETS

Back-to-School Grammar Review  
Halloween Grammar Review  
Thanksgiving Grammar Review  
Christmas Grammar Review  
Winter Grammar Review  
Valentine's Day Grammar Review  
5th Grade Spring Grammar Review  
Summer Grammar Review

## GRAMMAR SORTS

DIGITAL + PRINTABLE




**COLOR  
BACKGROUND  
VERSION**

# BASIC PARTS OF SPEECH

Directions: Follow the directions on each task card to practice identifying parts of speech.




**Find the three nouns in the sentence.**



The new student found her backpack in the closet.

1

**What is the verb in the sentence below?**



Mr. Kingsley, the new teacher, cleans his classroom at the start of school.

2

For the first day of school, Riley wanted to wear his favorite green shirt.



**What are the three adjectives in the sentence above?**

3

**Find the adverb in the sentence below.**



Shana hardly slept at all the night before school began.

4

**Find the verb.**


Chloe met several new people during the first week of school.



5

**What is the adverb in the sentence below?**

Dylan's new school textbooks were extremely expensive.



6

There were bright paints, new paint brushes, and several easels in the art room.



**What part of speech is the underlined word?**

7

**Find the adjective in the sentence below.**

The teacher complained that the crayons were disorganized.



8

Find the adverb.



Ricardo was thrilled to be able to finally use the tablets for an assignment.

9

What part of speech is the underlined word?

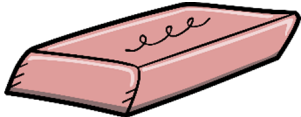


The teacher's preferred store to get supplies is called Super Buys.

10

The girls could not believe how many assignments were given on the first day of school.

What part of speech is the underlined word?



11

Find the verb in the sentence below.

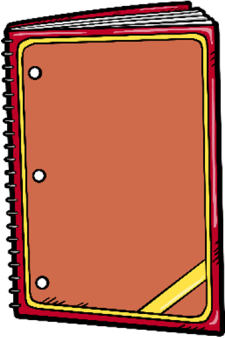
The exhausted boy napped through the first two classes of the day.



12



**Find the adjective.**



The clumsy student accidentally dropped all of his notebooks in the hall.

13


**What is the adverb in the sentence below?**

The new student was very shy and did not want to talk to the other students.



14

Daphne excitedly packed her backpack for the first day of school.



**What is the verb in the sentence above?**

15

**What part of speech is the underlined word?**

My brother could not find his favorite hoodie to wear to school.



16




**INK-SAVING  
VERSION**

# BASIC PARTS OF SPEECH

Directions: Follow the directions on each task card to practice identifying parts of speech.




**Find the three nouns in the sentence.**



The new student found her backpack in the closet.

1

**What is the verb in the sentence below?**



Mr. Kingsley, the new teacher, cleans his classroom at the start of school.

2

For the first day of school, Riley wanted to wear his favorite green shirt.



**What are the three adjectives in the sentence above?**

3

**Find the adverb in the sentence below.**




Shana hardly slept at all the night before school began.

4

**Find the verb.**


Chloe met several new people during the first week of school.



5

**What is the adverb in the sentence below?**

Dylan's new school textbooks were extremely expensive.



6

There were bright paints, new paint brushes, and several easels in the art room.



**What part of speech is the underlined word?**

7

**Find the adjective in the sentence below.**

The teacher complained that the crayons were disorganized.



8

Find the adverb.



Ricardo was thrilled to be able to finally use the tablets for an assignment.

9

What part of speech is the underlined word?

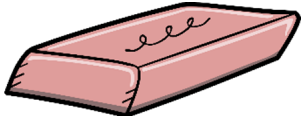


The teacher's preferred store to get supplies is called Super Buys.

10

The girls could not believe how many assignments were given on the first day of school.

What part of speech is the underlined word?



11

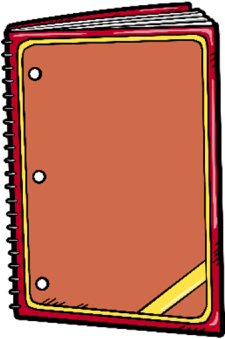
Find the verb in the sentence below.

The exhausted boy napped through the first two classes of the day.



12

**Find the adjective.**



The clumsy student accidentally dropped all of his notebooks in the hall.

13

**What is the adverb in the sentence below?**

The new student was very shy and did not want to talk to the other students.



14

Daphne excitedly packed her backpack for the first day of school.



**What is the verb in the sentence above?**

15

**What part of speech is the underlined word?**

My brother could not find his favorite hoodie to wear to school.



16

Name: \_\_\_\_\_ Date: \_\_\_\_\_

# RECORDING SHEET

## PARTS OF SPEECH

1.	2.	3.	4.
5.	6.	7.	8.
9.	10.	11.	12.
13.	14.	15.	16.



# Answer Key

# RECORDING SHEET

## PARTS OF SPEECH

1. student, backpack, closet	2. cleans	3. first, favorite, green	4. hardly
5. met	6. extremely	7. noun	8. disorganized
9. finally	10. adjective	11. noun	12. napped
13. clumsy	14. very	15. packed	16. noun

This resource was created by Jennifer Findley.

- It **may** be printed and photocopied for single classroom use.
- It **may** be placed on secure learning management systems or platforms such as Canvas and Google Classroom.
  
- It **may not** be put on the open, searchable, unsecure Internet, sold, or distributed in any other form.
- It **may not** be added to the Canvas Commons and shared with other teachers.

Check out my store for more resources for grades 3-5.



Follow my blog for updates and freebies.

[www.jenniferfindley.com](http://www.jenniferfindley.com)

